

CATALOGUE

FRAME SCAFFOLDING



Mostostal Plus frame scaffoldings come in the following standard dimensions:

- frame spacing: 3.07 m, 2.57 m, 2.07 m and 1.57 m;
- frame width: 0.73 m and 1.09 m;
- frame height (i.e. plank spacing): 2 m.

The system for special applications includes compensation frames and consoles. Frame scaffoldings are very stable thanks to the connection of frames, planks, vertical angle braces, railings and a system of anchor bolts for fixing the scaffolding to the building's structure.

For building working planks the ALTRAD-Mostostal frame scaffolding system uses steel and ECO steel planks, the permissible load of which is between 2 kN/m² and 6 kN/m², depending on a load class, as per PN-EN 12811-1, and aluminum-plywood planks with a load capacity of 2 kN/m².

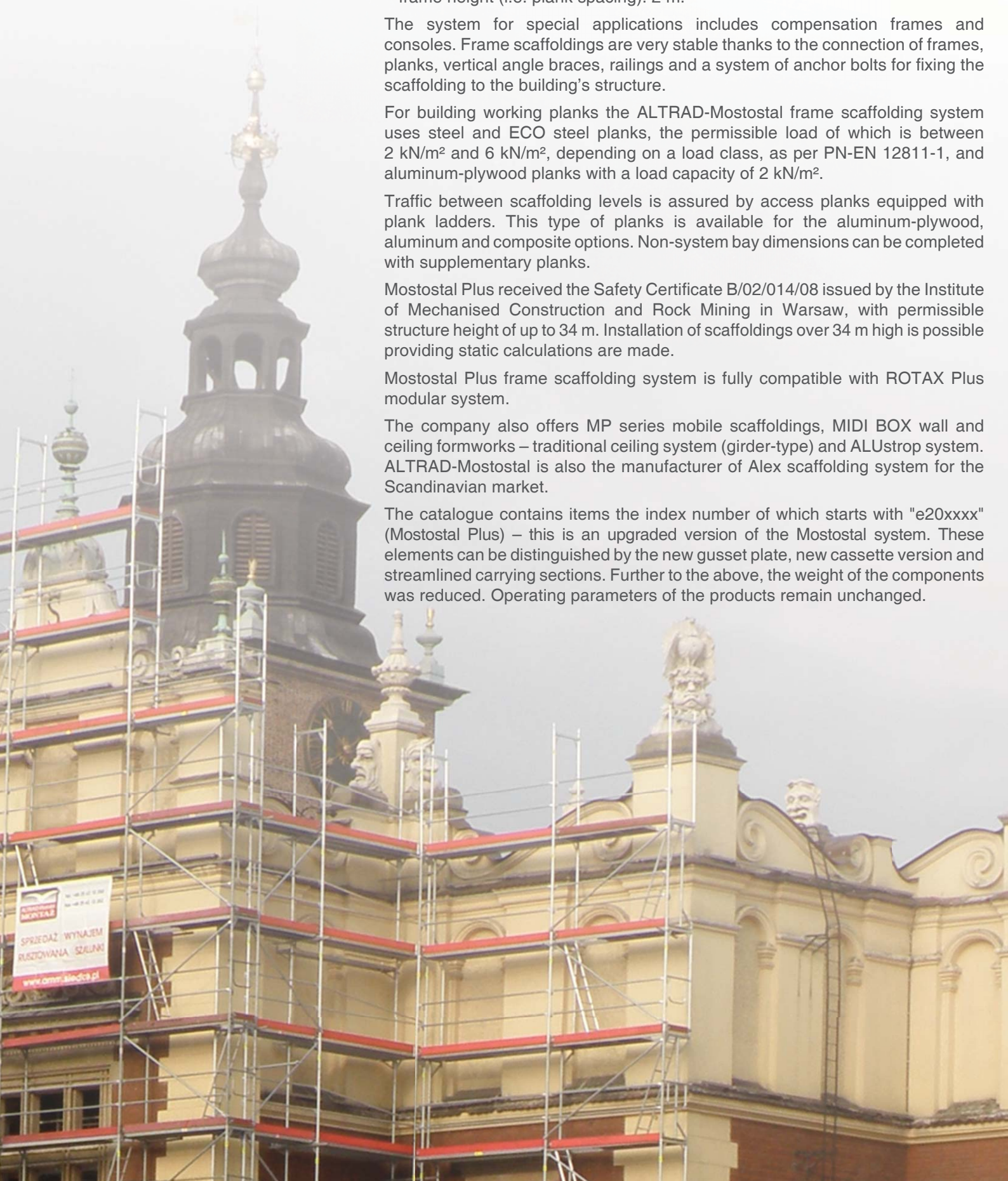
Traffic between scaffolding levels is assured by access planks equipped with plank ladders. This type of planks is available for the aluminum-plywood, aluminum and composite options. Non-system bay dimensions can be completed with supplementary planks.

Mostostal Plus received the Safety Certificate B/02/014/08 issued by the Institute of Mechanised Construction and Rock Mining in Warsaw, with permissible structure height of up to 34 m. Installation of scaffoldings over 34 m high is possible providing static calculations are made.

Mostostal Plus frame scaffolding system is fully compatible with ROTAX Plus modular system.

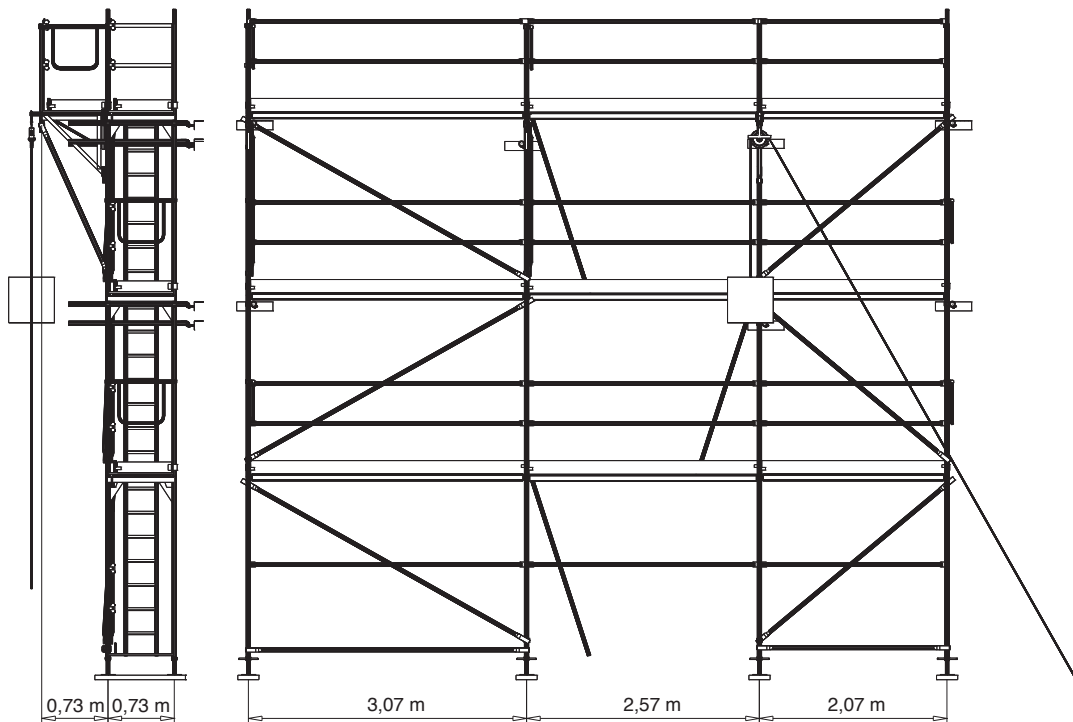
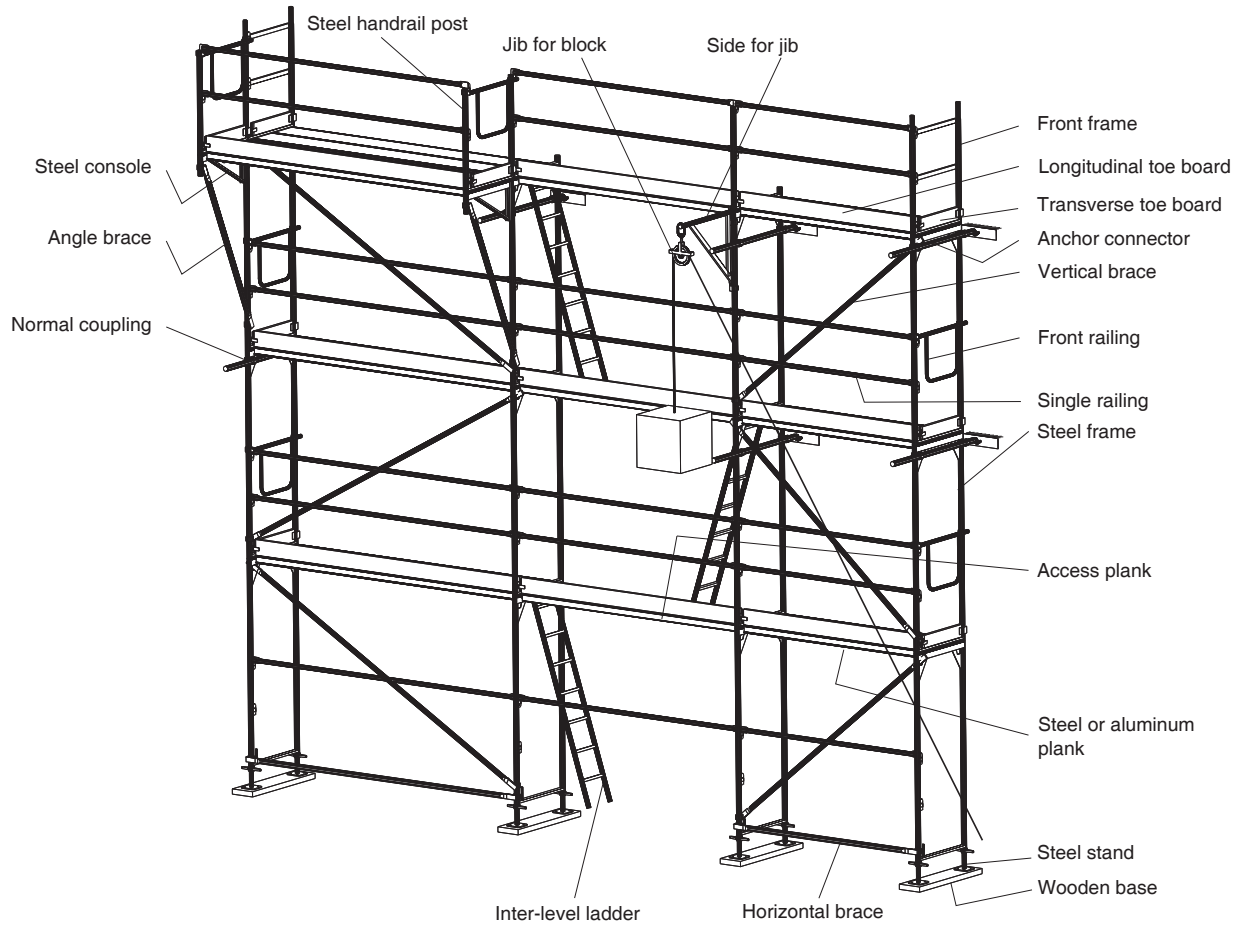
The company also offers MP series mobile scaffoldings, MIDI BOX wall and ceiling formworks – traditional ceiling system (girder-type) and ALUstrop system. ALTRAD-Mostostal is also the manufacturer of Alex scaffolding system for the Scandinavian market.

The catalogue contains items the index number of which starts with "e20xxxx" (Mostostal Plus) – this is an upgraded version of the Mostostal system. These elements can be distinguished by the new gusset plate, new cassette version and streamlined carrying sections. Further to the above, the weight of the components was reduced. Operating parameters of the products remain unchanged.



FRAME SCAFFOLDING

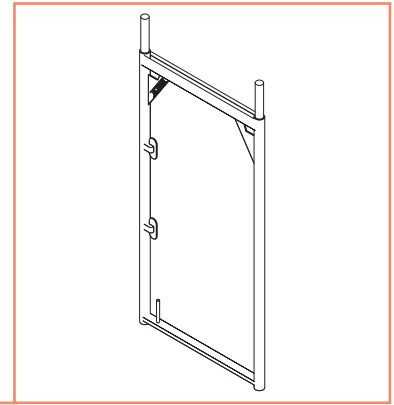
Example



Steel frame

Index	Height (m)	Width (m)	Weight (kg)
e281606	0.66	0.73	10.7
e281610	1.00	0.73	13.2
e281615	1.50	0.73	16.6
e281620	2.00	0.73	19.7
e281206	0.66	1.09	15.5
e281210	1.00	1.09	17.6
e281220	2.00	1.09	25.6

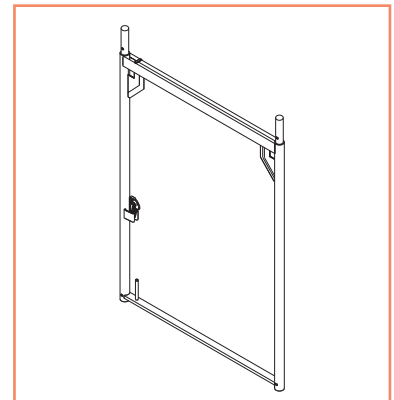
Frame stands are made of 48.3 mm diameter pipes. The upper u-section of the frame enables fast and safe installation of planks. Railing couplings with wedges for installing safety railings. Frame rigidity is assured by gusset plates in both upper corners. Studs welded to the bottom frame section are used for fixing toe boards. Wide assortment of compensating frames the height of 0.66 m, 1.00 m and 1.5 m allows eliminating even large irregularities of terrain.



Light steel frame

Index	Height (m)	Width (m)	Weight (kg)
e202029	0.66	0.73	10.2
e202028	1.00	0.73	13.0
e202027	1.50	0.73	16.1
e202026	2.00	0.73	19.7
e202018	2.00	0.36	17.8

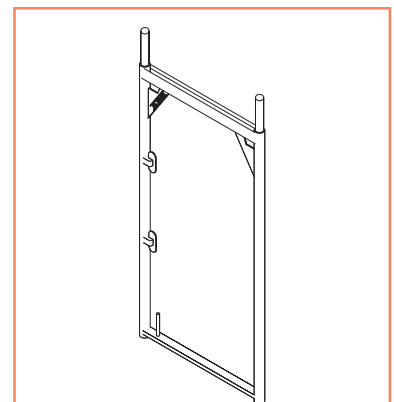
Modified frame design assures all characteristics and advantages of standard steel frame.



Aluminum frame 0.73

Index	Height (m)	Width (m)	Weight (kg)
e282206	0.66	0.73	5.17
e282210	1.00	0.73	6.48
e282215	1.50	0.73	8.29
e282220	2.00	0.73	9.79

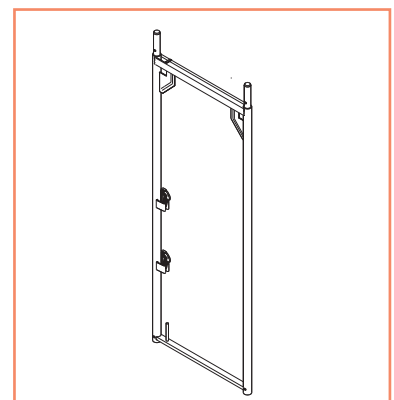
Approx. 50% lighter than steel frame – enables easier assembly and disassembly. Compensation frames allow setting up scaffolding on uneven (irregular) terrain and present an alternative for steel compensation frames.



Light aluminum frame

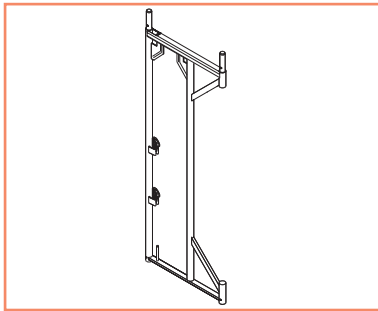
Index	Height (m)	Width (m)	Weight (kg)
e203010	0.66	0.73	4.70
e203011	1.00	0.73	6.05
e203012	2.00	0.73	9.40

New version of the aluminum frame, fully compatible with other frames in the system.



FRAME SCAFFOLDING

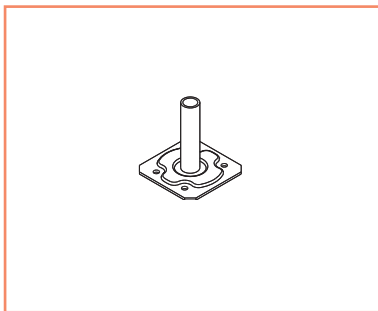
Bypass Frame



Used for bypassing horizontal protrusion of a building, such as eaves, cornices, allowing to maintain constant plank width.

Index	Height (m)	Width (m)	Weight (kg)
e202019	2.00	0.73	25.1
e280520	2.00	0.73	24.5

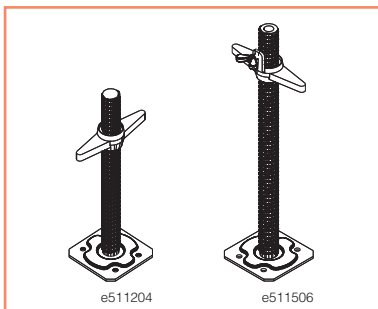
Standard base jack



150 x 150 mm base jack with pipe stud diameter of 36 mm, for correct setting of scaffolding that does not require height adjustment.

Index	Height (m)	Width (m)	Weight (kg)
e511200	0.15	-	1.3

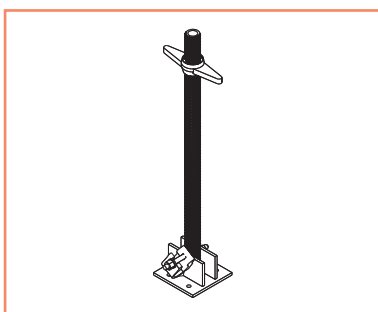
Base jack. Base jack with a nut



Base jacks of different height designed for compensating terrain irregularities. The base jack foot has the dimensions of 150 x 150 mm and is fitted with a threaded pipe connector and a nut with a socket for fixing the pipe. Flattened thread assures the nut will not become loose (at least 15 cm of jack's threaded pipe must remain inside the frame) or lost. Basic lengths and max. extension: 40 cm max. length extension – 20 cm. 60 cm max. length extension – 40 cm. 80 cm max. length extension – 60 cm. Permissible stand load is 3 t.

Index	Height (m)	Width (m)	Weight (kg)
e511204	0.40	-	3.39
e511206	0.60	-	4.30
e511208	0.80	-	5.20
e511307	0.73	-	4.12
e511313	1.50	-	9.52
e511411	1.13	-	9.26
e511506	0.60	-	4.48

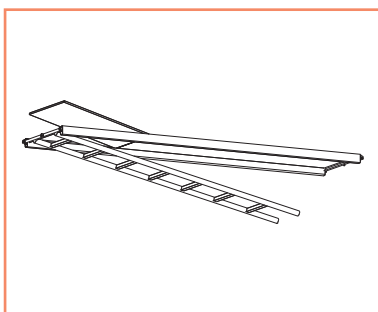
Tilt base jack



Tiltable threaded pipe connector on 150 x 150 mm base, fitted with a nut and a clamp for pipe the diameter of 48.3 mm. Used for setting up the frame on inclined surfaces.

Index	Height (m)	Width (m)	Weight (kg)
e511408	0.80	-	7.81

Aluminum-plywood access plank



Used for assuring vertical traffic inside the scaffolding. Equipped in suspended plank ladders which, once installed, assure free traffic between scaffolding levels. The carrying structure and integrated ladder made of aluminum, filling made of non-slip plywood.

Index	Height (m)	Width (m)	Weight (kg)
e492325	2.57	0.61	26.8
e492330	3.07	0.61	29.7

Spare parts for the aluminum plank with a hatch

Index	Height (m)	Width (m)	Weight (kg)
e492601	2.45	0.40	4.50
e492602	-	-	0.10
e492603	-	-	0.30

Aluminum ladder for the aluminum plank with a hatch (e4923xx) – supplied as a spare part.

Spring with connecting elements.

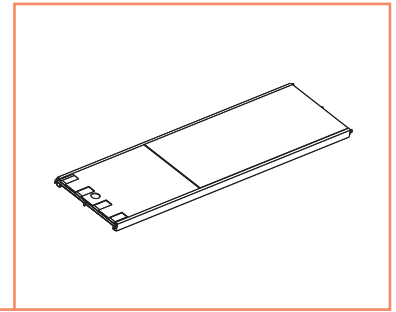
Stud for fixing the ladder to aluminum plank frame.



Aluminum-Plywood plank with a hatch

Index	Height (m)	Width (m)	Weight (kg)
e492515	1.57	0.61	16.2
e492520	2.07	0.61	20.3
e492525	2.57	0.61	22.3
e492530	3.07	0.61	26.1

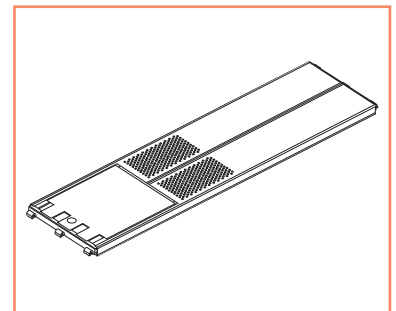
Plank with an aluminum hatch. The rest of the plank is covered with non-slip plywood. Used together with the inter-level ladder e492601.



Steel access plank

Index	Height (m)	Width (m)	Weight (kg)
e492420	2.07	0.64	32.7
e492425	2.57	0.64	39.6
e492430	3.07	0.64	46.5

Perforates non-slip surface with catches that enable fixing the plank on u-section of the frame. Access trapdoor made of aluminum tread plate, used together with the inter-level ladder e511600.



Inter-level steel ladder

Index	Height (m)	Width (m)	Weight (kg)
e511600	2.14	0.34	11.1
e511601	2.78	0.34	14.0

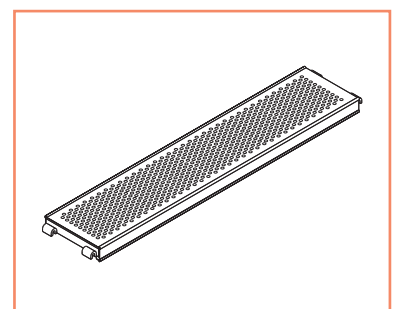
Ladder with perforated, non-slip spokes, used together with planks e4924xx.



Steel plank

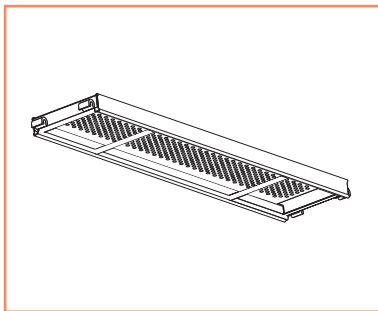
Index	Height (m)	Width (m)	Weight (kg)
e491307	0.73	0.32	5.80
e491310	1.09	0.32	8.00
e491315	1.57	0.32	11.1
e491320	2.07	0.32	14.2
e491325	2.57	0.32	17.4
e491330	3.07	0.32	20.5

Perforated, non-slip surface, and on both ends equipped with catches that allow fixing it to the frame's u-section. Planks are used as working stations and carry the load of people, tools and materials necessary for performing the works. Perfect, universal plank for scaffoldings the frame width of 0.73 m (two 0.32 m wide planks) or 1.09 m (three 0.32 m wide planks) and as extension planks fixed on console. Nominal load, depending on length, up to 5 kN/m².



FRAME SCAFFOLDING


Steel plank with crosspiece



Perforated steel plank with ergonomic crosspieces, which provide additional grip for the installer, especially useful, if the scaffolding is often moved.

Index	Height (m)	Width (m)	Weight (kg)
e491415	1.57	0.32	12.1
e491420	2.07	0.32	15.5
e491425	2.57	0.32	18.9
e491430	3.07	0.32	22.2
e491440	4.14	0.32	29.6

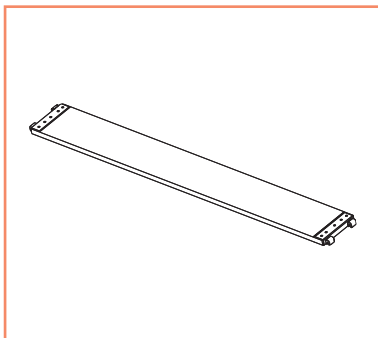
ECO plank with crosspiece



Clinched ECO planks are lighter and less expensive, while maintaining same strength parameters as welded planks. Ergonomic crosspieces provide additional grip for the installer. Innovative clinching process is used for connecting the beam with catches and the main drawpiece.

Index	Height (m)	Width (m)	Weight (kg)
e491607	0.73	0.32	6.08
e491610	1.09	0.32	7.98
e491615	1.57	0.32	10.8
e491620	2.07	0.32	13.4
e491625	2.57	0.32	15.9
e491630	3.07	0.32	18.5

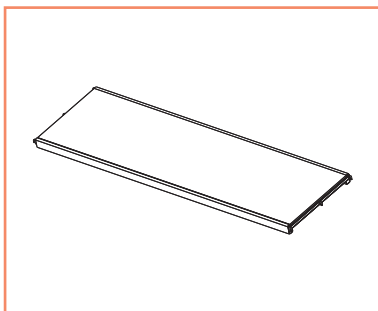
Wooden plank



Alternative for steel plank. Finished with zinc-coated catches that enable fixing the plank on u-section of the frame. Made from impregnated plywood.

Index	Height (m)	Width (m)	Weight (kg)
e499015	1.57	0.32	10.2
e499020	2.07	0.32	13.4
e499025	2.57	0.32	16.6
e499030	3.07	0.32	18.2

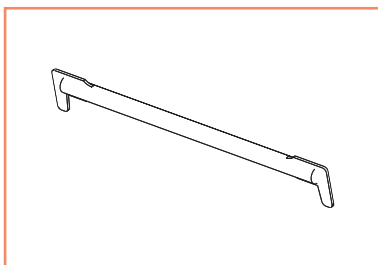
Aluminum plank with plywood



Plywood-aluminum plank with rough, waterproof surface and on both ends fitted with catches that enable fixing the plank on u-section of the frame, assuring optimum safety level for the user. Aluminum plank the width of 0.61 m, replaces two steel planks the width of 0.32 m, while maintaining the permissible load of 2 kN/m² and reducing the total plank weight by half.

Index	Height (m)	Width (m)	Weight (kg)
e491115	1.57	0.61	13.8
e491120	2.07	0.61	17.0
e491125	2.57	0.61	19.9
e491130	3.07	0.61	23.0

Single railing



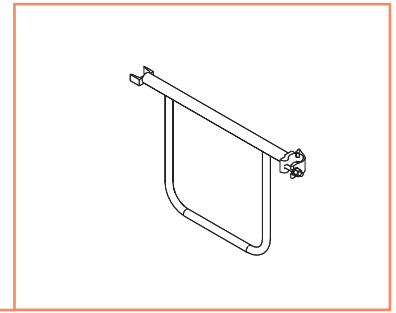
Used for securing scaffolding bays. Pipe the diameter of 38 mm with flat ends for fixing in the wedge cassettes on both ends.

Index	Height (m)	Width (m)	Weight (kg)
e283607	0.73	-	1.50
e283610	1.09	-	2.10
e283615	1.57	-	3.00
e283620	2.07	-	3.80
e283625	2.57	-	4.70
e283630	3.07	-	5.50

Front railing

Index	Length (m)	Width (m)	Weight (kg)
e283907	-	0.73	3.70
e283910	-	1.09	4.60

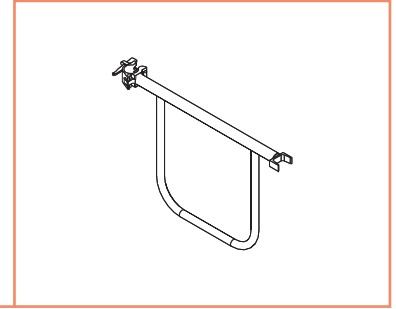
Assures rigid and secure connection of frames. Used for securing the front area of working bay. Fixed to the frame using half-coupling by tightening the nut. Pipe diameter of 33.7 mm and 26.9 mm.



Front railing with wedge coupling

Index	Length (m)	Width (m)	Weight (kg)
e283007	-	0.73	3.80
e283010	-	1.09	4.80

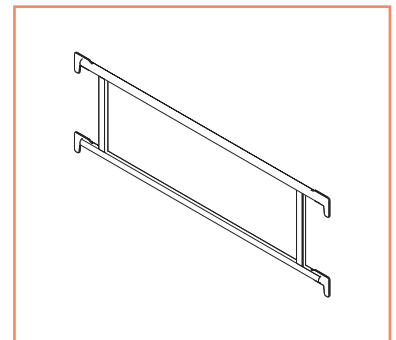
Fitted with wedge coupling assures easier and faster assembly and disassembly.



Double railing

Index	Height (m)	Height (m)	Weight (kg)
e284215 steel	1.57	0.50	7.30
e284220 steel	2.07	0.50	9.10
e284225 steel	2.57	0.50	11.40
e284230 steel	3.07	0.50	13.00
e284310 alu.	1.09	0.50	2.70
e284315 alu.	1.57	0.50	3.90
e284320 alu.	2.07	0.50	4.80
e284325 alu.	2.57	0.50	5.80
e284330 alu.	3.07	0.50	6.70

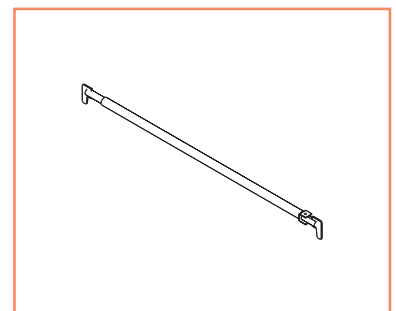
Double aluminum railing replaces two single steel railing, reducing the railing weight by half. Stiffens and stabilizes scaffolding structure. Makes the assembly faster and easier.



Steel railing telescopic

Index	Length (m)	Width (m)	Weight (kg)
e283700	1.60-2.62	-	7.10

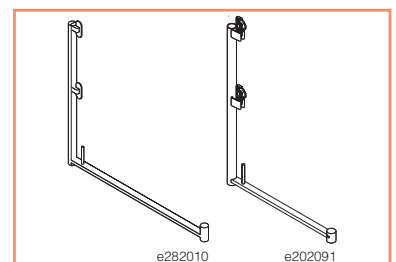
Replaces single railings and can be used as railing for bays with non-system dimensions.



Steel railing post with plank protection

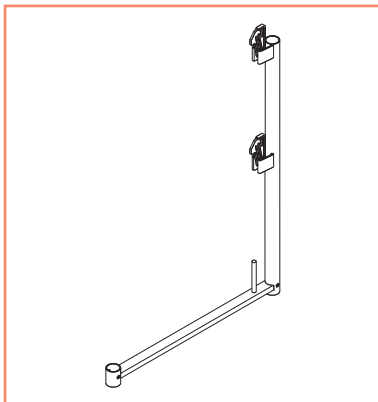
Index	Height (m)	Width (m)	Weight (kg)
e202091	1.00	0.73	5.80
e202092	1.00	1.09	6.50
e282007	1.00	0.73	6.49
e282010	1.00	1.09	7.49

Assures safety on the highest level of the scaffolding. Made of pipe 48 mm in diameter with wedge cassettes for installing standard side railings.



FRAME SCAFFOLDING

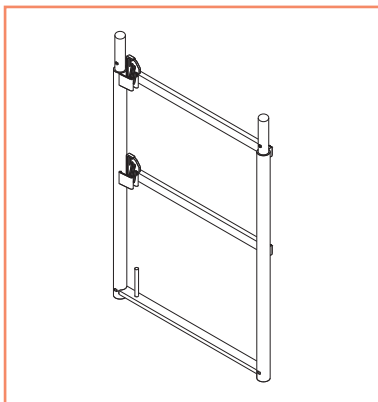
Aluminum railing post with plank protection



Alternative solution to the steel railing post, lighter by approximately 50%.

Index	Height (m)	Width (m)	Weight (kg)
e203083	1.00	0.73	2.90

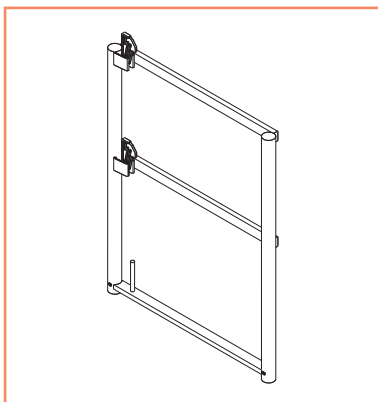
Steel front frame



Assures work safety on the highest scaffolding level from the front side.

Index	Height (m)	Width (m)	Weight (kg)
e202023	1.00	0.73	11.3
e202024	1.00	1.09	13.2
e203023	1.00	0.73	12.7
e283307	1.00	0.73	13.4
e283310	1.00	1.09	15.4

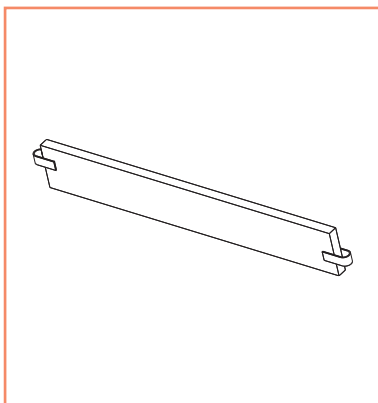
Aluminum front frame



Alternative solution to the steel frame, lighter by approximately 50%.

Index	Height (m)	Width (m)	Weight (kg)
e203080	1.00	0.73	5.70

Longitudinal toe board



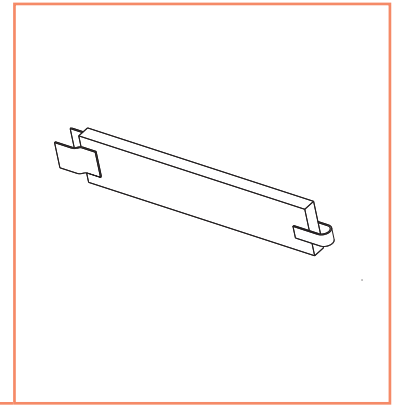
Protects against slipping of worker's foot or tools from the working plank. The toe board completes the scaffolding's triple protection system (two single railings + toe board), as per governing regulations. The toe board is impregnated and fitted with steel fixtures on the ends. The toe board is installed on plank level on studs welded to the lower section of frame.

Index	Length (m)	Height (m)	Weight (kg)
e286813	1.09	0.15	3.00
e286815	1.57	0.15	4.20
e286820	2.07	0.15	5.40
e286825	2.57	0.15	6.70
e286830	3.07	0.15	7.90

Transverse toe board

Index	Length (m)	Height (m)	Weight (kg)
e286807	0.73	0.15	1.70
e286810	1.09	0.15	2.40

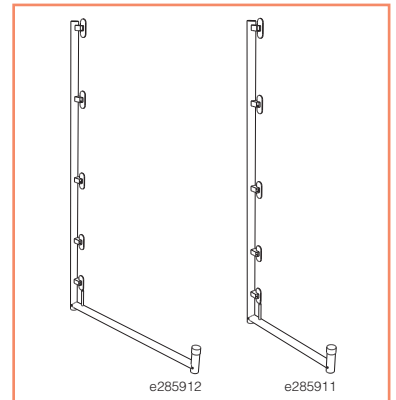
For protection from the front side of scaffolding. Used only in conjunction with front railing and front frame. The toe board is fitted with steel fixtures on the ends.



Net screen post

Index	Height (m)	Width (m)	Weight (kg)
e285907	2.00	0.73	14.9
e285910	2.00	1.09	16.5
e285911	2.00	0.73	15.2
e285912	2.00	1.09	16.9

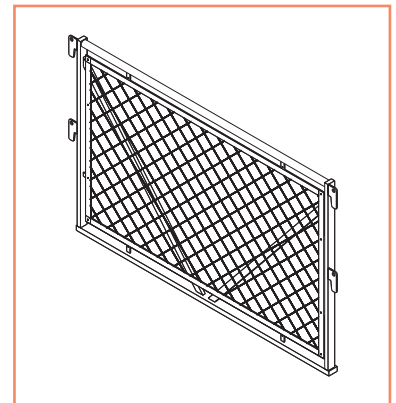
For installing protective net in two rows (up to 2 meters over the highest scaffolding level).



Net screen

Index	Length (m)	Height (m)	Weight (kg)
e285015	1.57	1.00	16.5
e285020	2.07	1.00	20.1
e285025	2.57	1.00	23.7
e285030	3.07	1.00	27.4

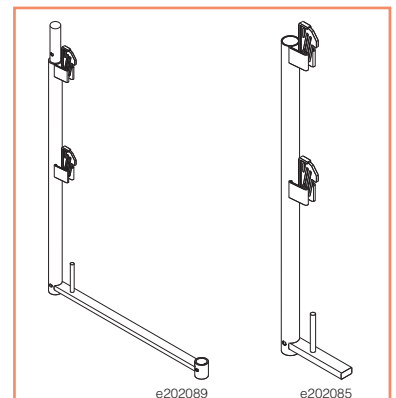
Assures work safety on scaffoldings. 60 mm mesh, fixed in a frame, installed instead of railings and toe boards on the last level of scaffolding and used exclusively with net posts.



Steel railing post

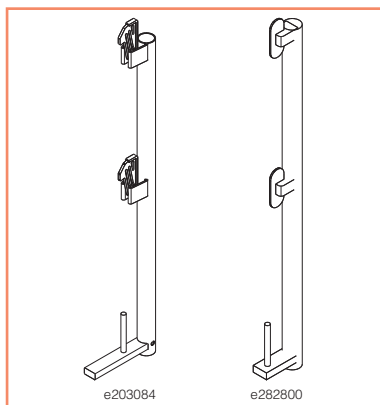
Index	Height (m)	Width (m)	Weight (kg)
e202085	1.00	-	5.40
e202089	1.00	0.73	6.50
e282700	1.00	-	4.41

Used for fixing the railings on last level of scaffolding. Use in conjunction with plank securing element (e2854xx).



FRAME SCAFFOLDING

Aluminum railing post



Alternative solution to the steel post, lighter by approximately 50%.

Index	Length (m)	Width (m)	Weight (kg)
e282800	1.00	-	2.28
e203084	1.00	0.18	2.40

Diagonal brace



Used for stiffening the scaffolding. Made of pipe 42 mm in diameter fitted with rotary clamp. Installed by slinging the upper end of the bracing into the gusset opening of vertical frame and fixing the other end to the bottom of opposite vertical frame using the clamp.

Index	Bay type (m)	Height (m)	Weight (kg)
e284715	1.57 x 2.00	2.40	5.80
e284720	2.07 x 2.00	2.80	6.60
e284725	2.57 x 2.00	3.20	7.40
e284730	3.07 x 2.00	3.60	8.30

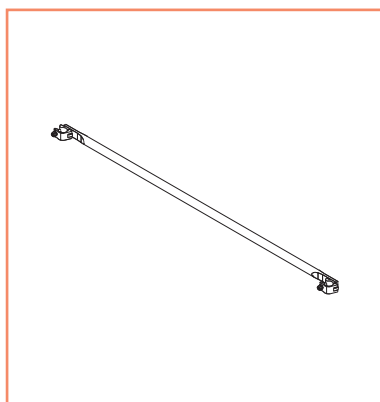
Diagonal brace with wedge coupling



Alternative to the e2847xx diagonal brace. Instead of the rotary half-coupling with nut and bolt this brace is fitted with wedge half-coupling, which assures faster and easier assembly and disassembly.

Index	Bay type (m)	Height (m)	Weight (kg)
e284815	1.57 x 2.00	2.40	5.90
e284820	2.07 x 2.00	2.80	6.80
e284825	2.57 x 2.00	3.20	7.60
e284830	3.07 x 2.00	3.60	8.50

Steel horizontal brace



Used for stiffening the scaffolding. Installed in columns (vertical sections) braced on the bottom of first frame or when assembling mobile scaffoldings based on frame scaffoldings.

Index	Length (m)	Width (m)	Weight (kg)
e283820	2.07	-	7.40
e283825	2.57	-	8.90
e283830	3.07	-	10.4

Angle brace

Index	Length (m)	Width (m)	Weight (kg)
e285179	1.77	-	8.20
e285119	1.95	-	8.80

Used for supporting steel console of the width of 0.73 m (e285579) or 1.09 m (e285519). Fitted with rotary coupling.



Universal steel pipe

Index	Length (m)	Width (m)	Weight (kg)
e440510	1.00	0.048	3.58
e440520	2.00	0.048	7.16
e440530	3.00	0.048	10.7
e440540	4.00	0.048	14.3
e440550	5.00	0.048	17.9
e440560	6.00	0.048	21.5

Universal component used for non-standard structures and different bay lengths. Pipe diameter of 48.3 mm.



Universal aluminum pipe

Index	Length (m)	Width (m)	Weight (kg)
e440630	3.00	0.048	4.51
e440640	4.00	0.048	6.01
e440650	5.00	0.048	7.51
e440660	6.00	0.048	9.01

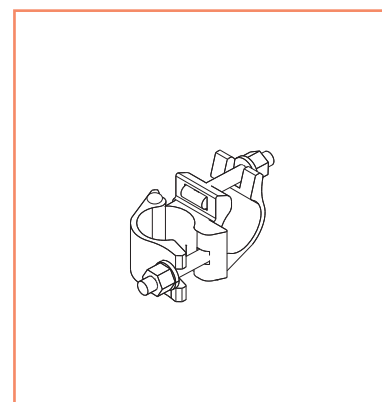
Alternative to the steel pipe e4405xx.



Normal coupling

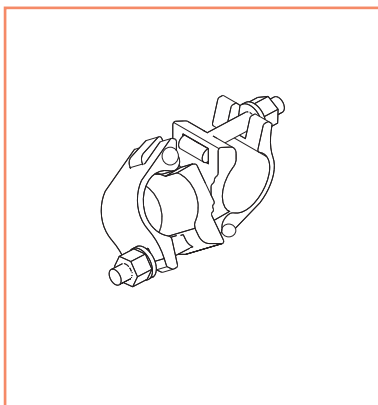
Index	Length (m)	Width (m)	Weight (kg)
e581119	-	-	0.80

Used for connecting two pipes diameter of 48.3 mm at the angle of 90°. Can be used for anchoring scaffolding to the building. Fixed in the area of gusset plates of vertical frame together with anchor coupling. Permissible load of normal coupling is 9.1 kN.



FRAME SCAFFOLDING

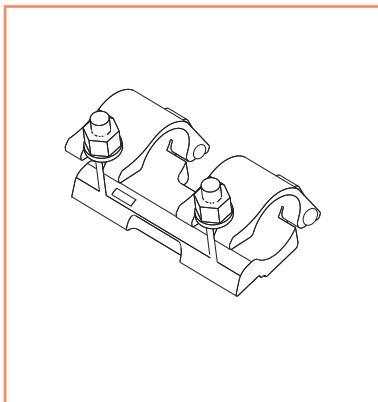
Rotary coupling



With flange nuts, used for connecting two pipes the diameter of 48 mm at any angle. Permissible load of rotary coupling is 5.9 kN.

Index	Length (m)	Width (m)	Weight (kg)
e581319	-	-	1.20

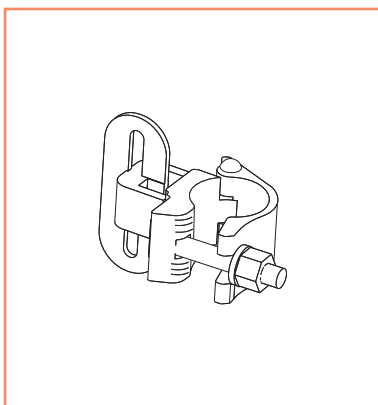
In-line coupling



Used for connecting two pipes the diameter of 48 mm in the longitudinal direction, while maintaining coaxiality. The in-line coupling must be used exclusively with the centering stud, fixed on the connection of both pipes. Permissible load of in-line coupling is 6 kN.

Index	Length (m)	Width (m)	Weight (kg)
e581419	-	-	1.50

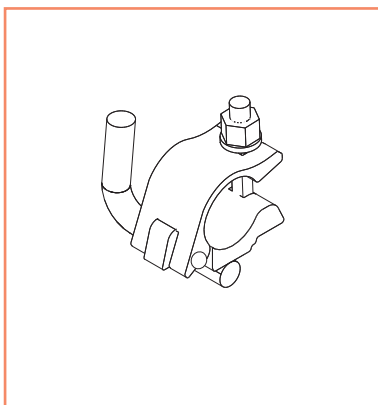
Railing coupling with wedge



Half-coupling with integrated wedge cassette, enable fixing the railing to the frame from façade side.

Index	Length (m)	Width (m)	Weight (kg)
e284600	-	-	0.90

Anchor coupling



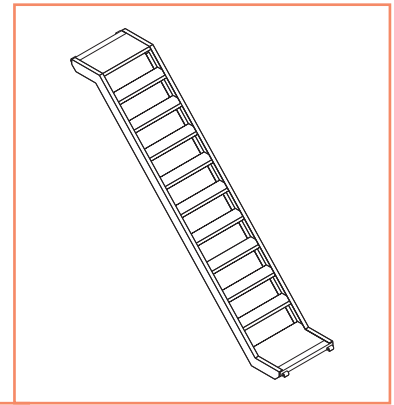
Used for anchoring the scaffolding with standard 48 mm diameter pipes and standard couplings. Used instead anchor connector.

Index	Length (m)	Width (m)	Weight (kg)
e284610	-	-	0.90

Aluminum stairs

Index	Length (m)	Width (m)	Weight (kg)
e286225	2.57	0.64	25.1
e286230	3.07	0.64	29.9

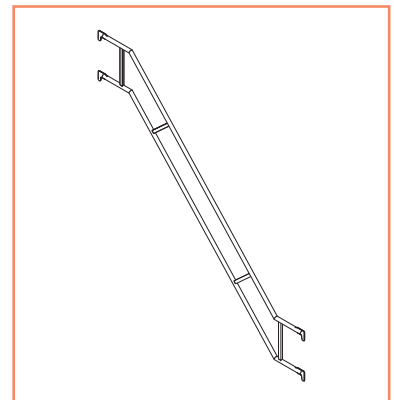
Stairs assure convenient access to the scaffolding and transportation of materials.



External railing for stairs

Index	Length (m)	Width (m)	Weight (kg)
e286325	2.57	-	16.0
e286330	3.07	-	17.8

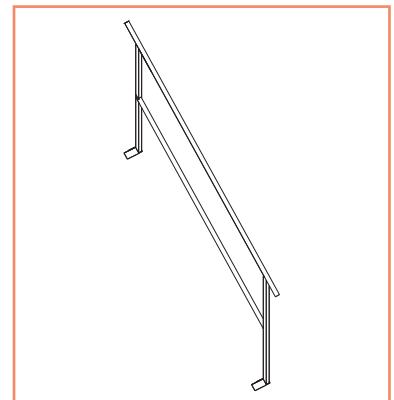
Assures safety when entering or exiting the frame scaffolding staircase.



Internal railing for stairs

Index	Length (m)	Width (m)	Weight (kg)
e286300	-	-	12.8
e286301	-	-	13.6
e286302	-	-	14.3
e286303	-	-	10.1

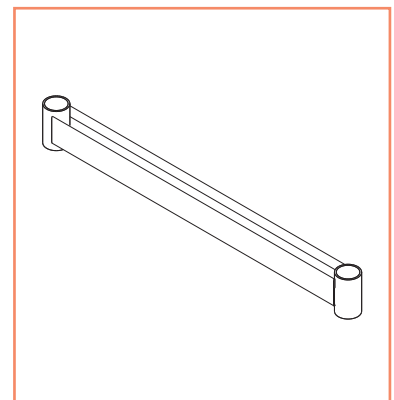
Assures safety when entering or exiting the frame scaffolding.



Initial U-transom for stairs

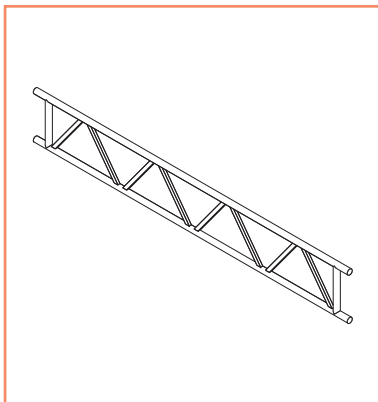
Index	Length (m)	Width (m)	Weight (kg)
e286207	0.73	-	3.00

Element necessary on the first scaffolding level as support for stairs.



FRAME SCAFFOLDING

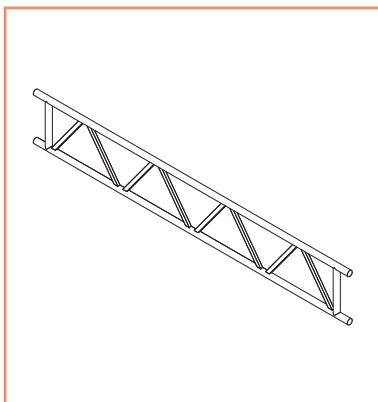
Steel lattice girder



For constructing passages under scaffoldings, spans over structural elements of the building, and all types of platforms. The girder is connected to the vertical frame using 4 standard couplings. The girder is made of diameter 48.3 mm x 3.2 mm pipes.

Index	Length (m)	Width (m)	Weight (kg)
e503320	2.00	0.40	21.1
e503330	3.00	0.40	29.4
e503340	4.00	0.40	39.3
e503352	5.24	0.40	48.5
e503360	6.00	0.40	57.6
e503362	6.24	0.40	58.0
e503230	3.24	0.50	36.4
e503240	4.24	0.50	45.6
e503250	5.24	0.50	54.8
e503260	6.24	0.50	64.0

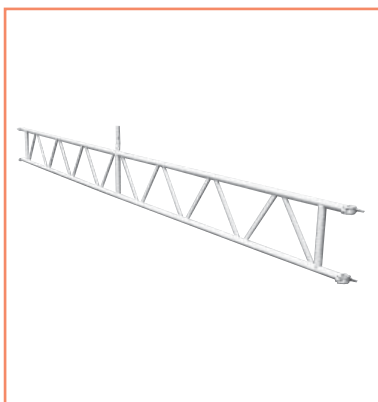
Aluminum lattice girder



Alternative for the steel lattice girder. Assures lower strength than the steel solution, but the reduced weight facilitates assembly and disassembly.

Index	Length (m)	Width (m)	Weight (kg)
e501230	3.00	0.40	12.7
e501240	4.00	0.40	17.0
e501252	5.24	0.40	20.9
e501260	6.00	0.40	24.7
e501262	6.24	0.40	25.1
e501280	8.00	0.40	32.4
e501330	3.24	0.50	14.9
e501340	4.24	0.50	18.8
e501350	5.24	0.50	22.6
e501360	6.24	0.50	26.4
e501380	8.84	0.50	34.4

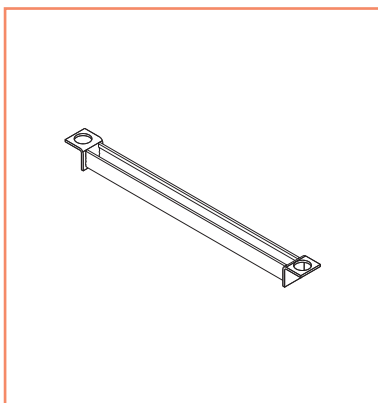
Access steel girder and girder with u-section



The ends of girder's upper and lower section are fitted with half-couplings that enable fixing the girder to the frame. Access girder transoms can be used to install planks in the access girder areas.

Index	Length (m)	Width (m)	Weight (kg)
e503152 access	5.14	0.40	56.0
e503162 access	6.14	0.40	62.1
e503651 u-section	5.14	0.40	50.8
e503661 u-section	6.14	0.40	64.5

Access girder transom



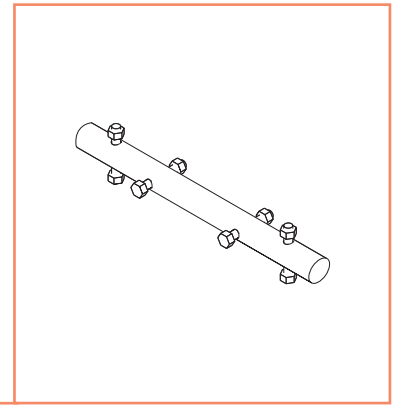
Used together with the e503152 and e503162 steel access girders as support for planks in the central part of the girder.

Index	Length (m)	Width (m)	Weight (kg)
e503407	0.73	-	2.80

Girder connector with fixture elements

Index	Length (m)	Width (m)	Weight (kg)
e502000	0.44	-	2.20

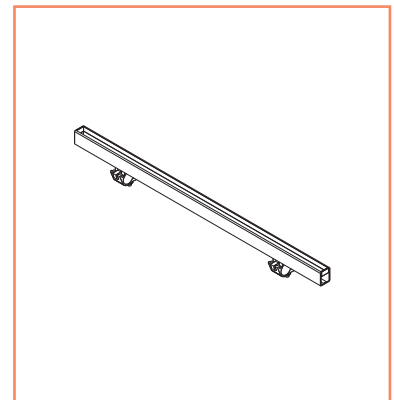
Enable connecting two lattice girders of different length, allowing construction of spans the length between 6 and 12 meters.



Aluminum plank cross-bar

Index	Length (m)	Width (m)	Weight (kg)
e501006	0.60	-	2.70
e501009	0.90	-	3.30
e501012	1.20	-	3.80
e501016	1.60	-	5.20
e501019	1.90	-	5.80
e501030	3.00	-	8.50
e501040	4.00	-	10.2
e501050	5.00	-	12.7
e501060	6.00	-	15.2


U-section for 2, 3, 4, 5, 6 planks the width of 0.32 m and appropriate lengths of girders – 3 m, 4 m, 5 m, 6 m. Fixed to the upper girder section with a coupling. Used for constructing platforms.



Aluminum platform

Index	Length (m)	Width (m)	Weight (kg)
e491042	4.20	0.59	32.7
e491052	5.20	0.59	39.0
e491061	6.10	0.59	46.0
e491071	7.10	0.59	52.5

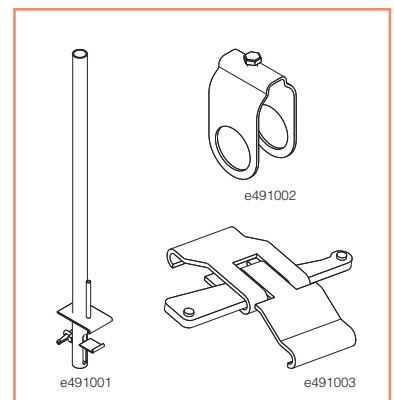
Universal light aluminum platform facilitating traffic on the construction site. Enables constructing elevated work and inspection platforms.



Aluminum railing post. Railing clamp. Clamp for aluminum platform

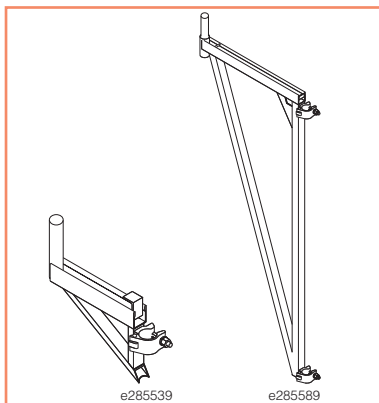
Index	Length (m)	Width (m)	Weight (kg)
e491001	-	-	2.50
e491002	-	-	0.30
e491003	-	-	0.30

Elements used together with the aluminum platform. The aluminum post for the railings including a railing clamp and pipe diameter of 48.3 mm enables installing protective railings on aluminum platforms. Aluminum platform clamp is used for connecting adjacent platform to increase the width of a platform or traffic route.



FRAME SCAFFOLDING

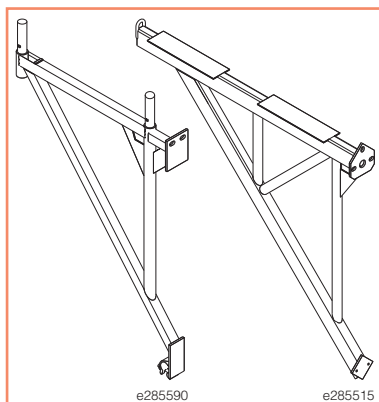
Console



Enables widening the scaffolding by 0.36 m; 0.73 m or 1.09 m.
 Permissible console load:
 0.36 m – 3 kN/m². 0.73 m – 1 kN/m².
 Permissible console load:
 0.73 m up to 1 kN/m² when not propped.
 And up to 3 kN/m² when propped.
 Consoles e285579 and e285519 are also used together with the transverse brace e285179 or e285119.

Index	Height (m)	Width (m)	Weight (kg)
e285539	0.28	0.36	3.40
e285589	1.76	0.73	19.50
e285579	0.38	0.73	6.30
e285519	0.38	1.09	10.40
e285550	0.30	0.50	4.90

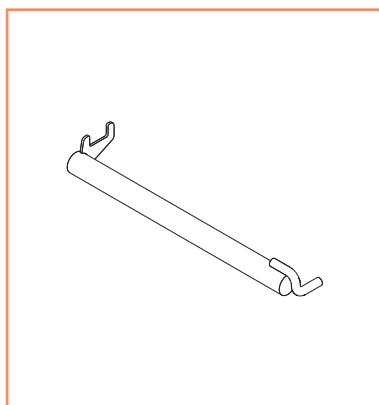
Steel console – anchored



The console is anchored to the wall and thanks to its design enables frames up to 0.73 m wide and planks to be installed on it.

Index	Length (m)	Width (m)	Weight (kg)
e285590	-	0.73	16.6
e285515	-	1.50	41.2

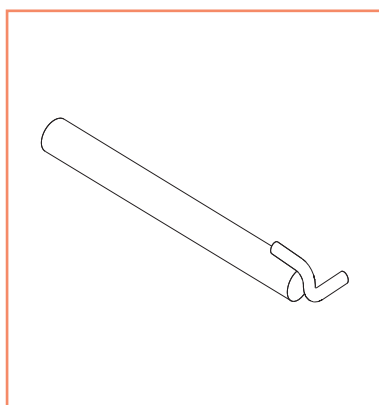
Anchor coupling with a hook



Installed in cut outs in frame gusset plates using one standard coupling, enabling free adjustment of distance between scaffolding and the wall and transferring external load from scaffolding to the building.

Index	Length (m)	Width (m)	Weight (kg)
e286606	0.60	-	2.70

Distance anchor coupling with a hook



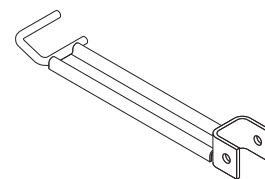
Long anchoring connectors (length of 1.30 m and 1.50 m) are fixed to both stands of vertical frames using two standard couplings. Short anchoring connectors (length of 0.40 m and 0.80 m) are fixed to just one frame stand, located near the wall, using one standard coupling.

Index	Length (m)	Width (m)	Weight (kg)
e286504	0.40	-	1.66
e286508	0.80	-	2.90
e286513	1.30	-	5.13
e286515	1.50	-	5.20

Plank securing element

Index	Length (m)	Width (m)	Weight (kg)
e285403	0.36	-	0.90
e285407	0.73	-	1.70
e285410	1.09	-	2.48

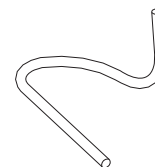
Secures the plank against falling out of frame's u-sections on the highest level of scaffolding with installed standard railing posts and planks placed on steel supports.



Securing pin

Index	Length (m)	Width (m)	Weight (kg)
e511100	-	-	0.10

The pin protects vertical frames against disconnecting. It is drawn through the holes for connecting two frames.



Plastic rawplug

Index	Length (m)	Width (m)	Weight (kg)
e511907	14 / 70	-	0.03
e511910	14 / 100	-	0.03

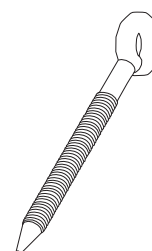
Plastic rawplug the diameter of 14 mm for fixing eye bolts (e5110xx).



Anchor eye bolt


Index	Length (m)	Width (m)	Weight (kg)
e511009	0.09	-	0.17
e511010	0.10	-	0.18
e511012	0.12	-	0.20
e511016	0.16	-	0.25
e511019	0.19	-	0.30
e511023	0.23	-	0.40
e511026	0.26	-	0.45
e511028	0.28	-	0.50
e511030	0.30	-	0.55
e511035	0.35	-	0.60

Bolt used for anchoring the scaffolding to a wall, used together with rawplug (e511907).



FRAME SCAFFOLDING

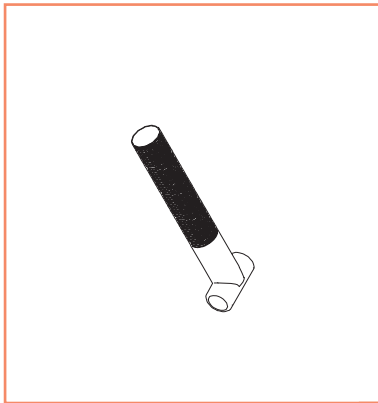
Hole plug



Used for plugging holes created after removing anchoring bolts.

Index	Length (m)	Width (m)	Weight (kg)
e511800	-	-	0.01

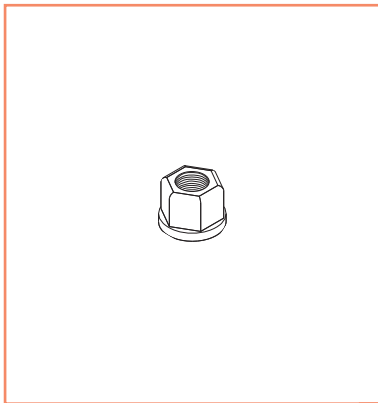
Tee head bolt



Used together with the flange nut e581302. Service element.

Index	Length (m)	Width (m)	Weight (kg)
e581301	-	-	0.10

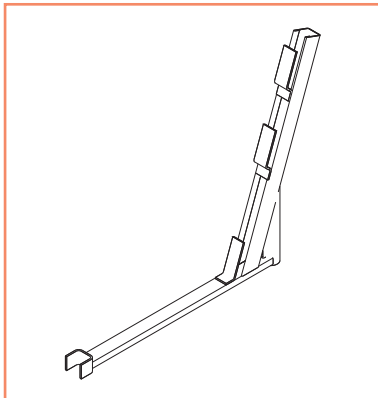
Flange nut



Service element and component of all types of couplings and vertical braces. Used together with tee head bolt SW 19.

Index	Length (m)	Width (m)	Weight (kg)
e581302	-	-	0.04

Protective roof console



Used together with the steel console with a clamp (e285579) for securing personnel traffic routes against falling objects.

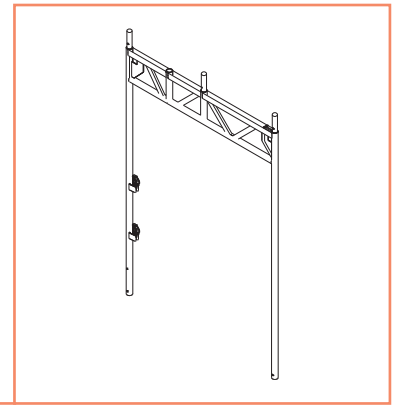
Index	Length (m)	Width (m)	Weight (kg)
e288501	-	0.73	6.00

Steel transfer gate

Index	Height (m)	Width (m)	Weight (kg)
e202195	2.20	1.50	35.8
e202197	2.20	1.75	39.0
e281515	2.20	1.50	35.9

- 2 railing fixing points
- 4 railing fixing points

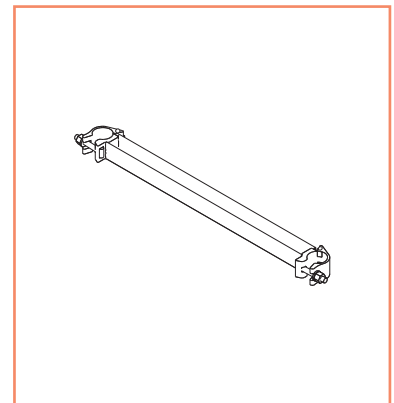
Enables safe and convenient personnel traffic under constructed scaffolding. Bottom parts of access frame stands are connected together in parallel to the wall using horizontal braces (or pipes and couplings) or secured near the ground against shifting. Compatible with frames the width of 0.73 m and 1.09 m.



Transverse transom

Index	Length (m)	Width (m)	Weight (kg)
e285379	0.73	-	3.30
e285319	1.09	-	6.00

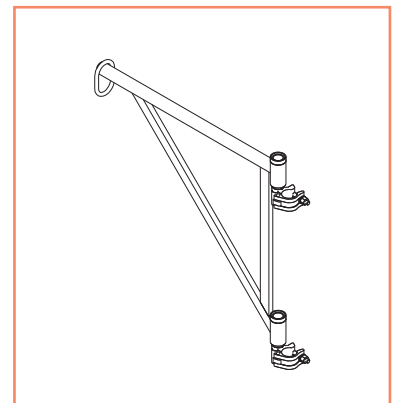
Designed for fixing planks at any height on the frame.



Jib for block. Side for jib

Index	Length (m)	Width (m)	Weight (kg)
e552100	-	0.85	7.70
e552000	-	-	3.00

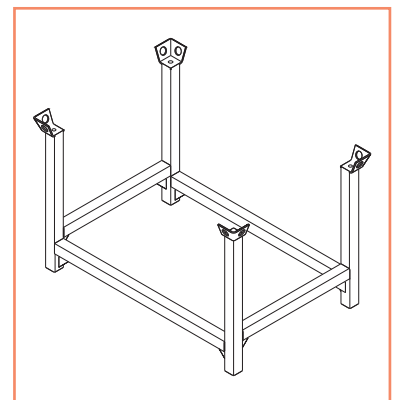
For vertical transportation of scaffolding components of materials. Max. lifting capacity – 150 kg.



Modul pallet

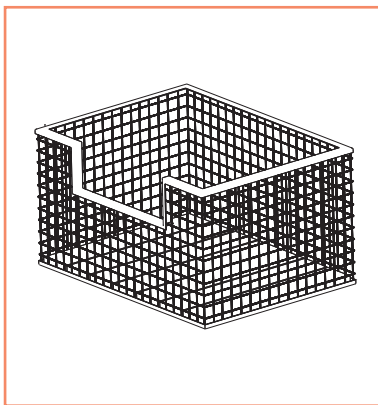
Index	Length (m)	Width (m)	Weight (kg)
e822800	1.28	0.88	40.2

Perfect for space-efficient storage and transportation of scaffolding components. Can be moved using forklift or crane.



FRAME SCAFFOLDING

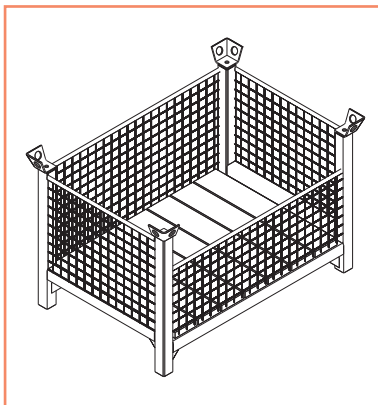
Basket pallet



Comes together with Modul pallet, used for storing small scaffolding elements (couplings, stands, anchoring connectors, brackets).

Index	Length (m)	Width (m)	Weight (kg)
e822900	1.08	0.68	30.4

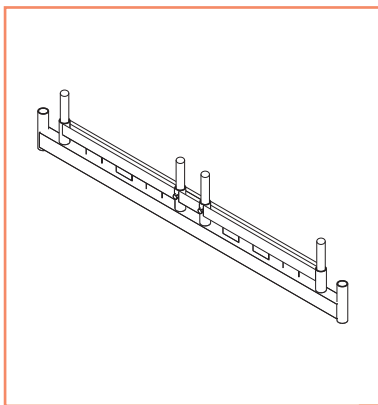
Pallet with welded basket



Perfect for space-efficient storage and transportation of scaffolding components.

Index	Length (m)	Width (m)	Weight (kg)
e822808	1.28	0.88	69.9

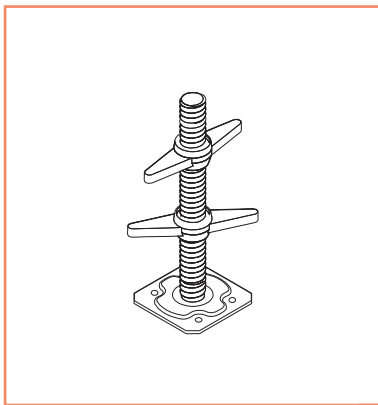
Mobile scaffolding guide beam



Designed for installing mobile scaffoldings using frame scaffolding elements. Used exclusively with e571175 and MP-116 and horizontal brace.

Index	Length (m)	Width (m)	Weight (kg)
e571110	2.6	1.09	37.8
e571173	1.9	0.73	26.3

Base jack with two nuts



Designed for compensating surface irregularities. Used together with e571173 and e571110.

Index	Length (m)	Width (m)	Weight (kg)
e571175	0.40	-	4.10

Mobile scaffolding wheel

Index	Length (m)	Width (m)	Weight (kg)
MP-116	-	-	4.60



Used together with e571175. Operational load of a single wheel is 750 kg. The wheel is fitted with a lock.

Scaffolding net

Index	Length (m)	Width (m)	Weight (kg)
e732025	10	2.57	0.40
	20	2.57	-
e732030	10	3.07	0.05
	20	3.07	-



Securing net reinforced with black-colored threads, with fixing holes every 10 cm on the entire length. Basis weight – approx 65 g/m². Wind permeability – 50-55%.

Scaffolding canvas cover

Index	Length (m)	Width (m)	Weight (kg)
e733725	10	2.60	0.15
	20	2.60	-
e733730	10	3.10	0.16
	20	3.10	-



Canvas cover coated on both sides (polyethylene – TEX 12x12 fabric). Basis weight approx 180 g/m².

Reinforced scaffolding canvas cover

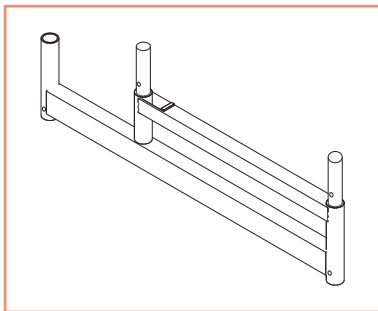
Index	Length (m)	Width (m)	Weight (kg)
e733825	1.00	2.70	-
e733830	2.00	3.20	-



Canvas made of reinforced polyethylene, guarantees protection in any weather conditions. Fitted with additional reinforcing strips. Excellent resistance to sparks and fire. Basis weight approx 280 g/m².

FRAME SCAFFOLDING

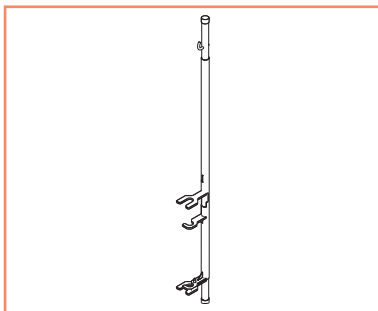
Reducing transom (steel adjusting beam)



Designed for reducing scaffolding bay area (reducing bay width from 1.09 m to 0.73 m)

Index	Length (m)	Width (m)	Weight (kg)
e202032	1.09	0.73	12.8
e281402	1.09	0.73	11.7


Installation post



Component of the Safety Kit. One set consists of two posts, which together with telescopic railing constitute a temporary safety feature for the installer during scaffolding assembly.

Index	Height (m)	Width (m)	Weight (kg)
e206600	2.00	-	6.29

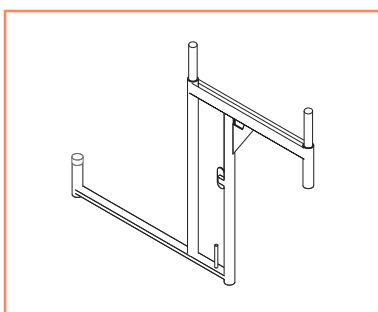
Telescopic railing for installation post



Component of the Safety Kit. Enables moving installation posts to following levels without disassembling the kit. Adjustment range 1.5-2.07 m or 2.07-3.7 m.

Index	Min. length (m)	Max. length (m)	Weight (kg)
e206700	2.07	3.70	4.24
e206800	1.50	2.07	3.18

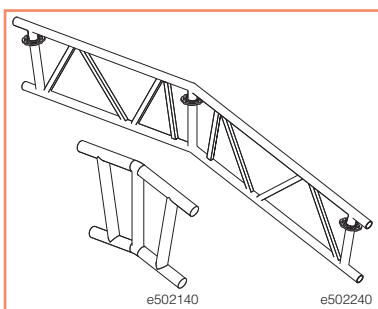
Steel and aluminum eaves frame



Designed for bypassing eaves and cornices of the building.

Index	Length (m)	Width (m)	Weight (kg)
e281525 steel	1.00	-	14.8
e281526 steel	1.00	-	15.4
e281530 alu.	1.00	-	7.96

Steel roof girder



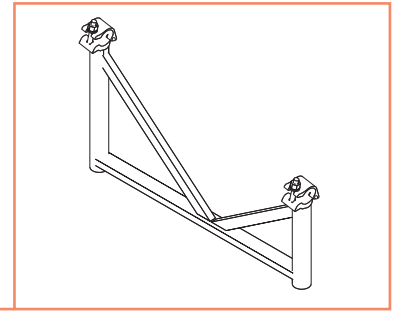
Element for connecting system girders when building roofs of halls and tents.

Index	Min. length (m)	Max. length (m)	Weight (kg)
e502140	0.8	0.4	8.20
e502240	2.5	0.4	30.2

Girder bracket

Index	Length (m)	Width (m)	Weight (kg)
e503507	-	0.73	6.52

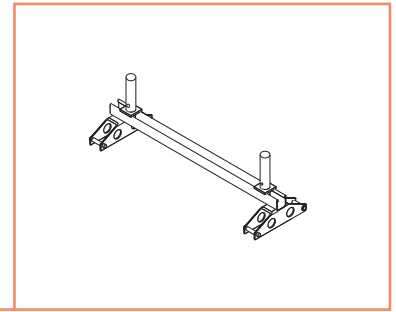
Element connecting the frame with the girder. Provides a 10-degree slope of hall or tent roofs.



Steel girder transom

Index	Length (m)	Width (m)	Weight (kg)
e503573	0.91	0.28	7.40

Constitutes the base for constructing scaffolding over passageways. Installed on girders.



Electric hoisting winches – Mini 60S, Maxi 120S, Maxi 150S

Index	Length (m)	Width (m)	Weight (kg)
e552606 with 51 m cable	-	-	50.0
with 81 m cable	-	-	56.0
e552612 with 51 m cable	-	-	60.0
with 81 m cable	-	-	65.0
e552615 with 51 m cable	-	-	60.0
with 81 m cable	-	-	65.0

Lifting capacity - 60 kg; 2 lifting speeds 23/69 m/min; power - 0.25/0.75 kW; supply - 230 V/50 Hz.

Lifting capacity - 120 kg; 2 lifting speeds 20/60 m/min; power - 0.45/1.35 kW.; power supply - 230 V/50 Hz.

Lifting capacity - 150 kg; 2 lifting speeds - 15/45 m/min; power - 0.45/1.35 kW.; power supply - 230 V/50 Hz.



Accessories for hoisting winches

Index	Length (m)	Width (m)	Weight (kg)
e552700	-	-	20.0
e552701	-	-	0.5
e552714	-	-	2.3
e552702	-	-	0.1
e552705	-	-	4.0
e552721	-	-	8.0
e552755	-	-	13.0
e552711	-	-	4.0
e552703	-	-	6.8

- Rotary outrigger.
- Hook.
- Holder for 5 hooks.
- Cable (5 mm in diameter, 35 cm length) for suspending several hooks.
- Hanger for 4 buckets.
- Power supply cable 30 m.
- Power supply cable 50 m.
- Cable 51 m.
- Cable 81 m.



SALES PARTNERS

Altrad-Mostostal

Montaż Spółka z o.o.

ul. Starzyńskiego 1
08-110 Siedlce
phone: 25 631 03 50
fax 25 631 03 52
mobile phone: 694 461 182
www.amm.siedlce.pl
e-mail: amm@amm.siedlce.pl

Altrad-Pomorze Spółka z o.o.

ul. Pomorska 36
70-812 Szczecin
phone: 91 469 37 26
fax 91 469 37 27
mobile phone: 601 711 584
www.altrad-pomorze.pl
e-mail: rusztowania@altrad-pomorze.pl

Altrad-Końskie Spółka z o.o.

ul. Warszawska 52
26-200 Końskie
phone: 41 375 12 48
fax 41 375 43 10
mobile phone: 608 362 364
www.altrad-konskie.pl
e-mail: biuro@altrad-konskie.pl

Altrad-Prymat Spółka z o.o.

ul. Kościuszki 1
58-200 Dzierżoniów
phone: 74 831 17 45
fax 74 832 33 02
mobile phone: 602 513 581
www.prymat.net
e-mail: prymat@prymat.net

BPM Sp. z o.o.

ul. Czarna 4/1
15-395 Białystok
phone: 85 745 47 68
fax 85 742 53 33
mobile phone: 606 118 224
e-mail: bpmrusztowania@wp.pl

Pro-Men Sp. z o.o.

Radawiec Duży 83b
21-030 Motycz
phone: 81 503 00 52
fax 81 503 00 52
mobile phone: 500 002 083
www.promen.com.pl
e-mail: info@promen.com.pl

FHU Fasadexar

Piotr Poniewierski

ul. Równa 31
33-100 Tarnów
phone: 14 627 35 68
fax 14 622 23 81
mobile phone: 602 130 409
www.fasadex.com.pl
e-mail: fasadex@o2.pl

Słabak

Sławomir Bakalarz

ul. Obywatelska 128 lok.109
94-104 Łódź
phone: 42 689 83 69
fax 42 689 83 69
mobile phone: 695 581 240
www.slabak.pl
e-mail: slabak@list.pl

PUH Oreno

Leszek Drill

ul. Łochowska 67
85-372 Bydgoszcz
phone: 52 379 80 55
fax 52 379 80 56
mobile phone: 604 441 630
www.oreno.com.pl
e-mail: oreno@oreno.com.pl

PUPH OSTAP

Marian Ostapowicz

ul. Krypska 52/54
04-105 Warszawa
phone: 22 610 94 49
fax 22 610 94 49
mobile phone: 501 204 546
www.ostap.com.pl
e-mail: biuro@ostap.pl

PBH Attyka Sp. z o.o.

ul. Akacyjowa 25
82-300 Elbląg
phone: 55 235 10 37 wew. 20
fax 55 235 10 38-39
mobile phone: 601 661 739
www.attyka.eu
e-mail: attyka@attyka.eu

PPU Capital Sp. z o.o.

ul. Na Ostrowiu 1
80-958 Gdańsk-Ostrów
phone: 58 307 25 77
fax 58 307 11 77
mobile phone: 512 418 028
www.capital-rusztowania.com.pl
e-mail: capital@capital-rusztowania.com.pl

Chrabąszcz Rusztowania

Witold Chrabąszcz

ul. Lipnowska 31c
87-100 Toruń
phone: 56 645 85 62
fax 56 654 85 62
mobile phone: 601 851 426
www.chrabaszcz-rusztowania.pl
e-mail: witoldchrabaszcz@wp.pl

PPUH Adept

Roman Mazurkiewicz

ul. Jana Sobieskiego 14
62-510 Konin
phone: 63 245 85 17
fax 63 245 85 17
mobile phone: 607 620 339
e-mail: ppuh.adept@poczta.fm

Interpetro Sp. z o.o.

ul. Przemysłowa 13
35-105 Rzeszów
phone: 17 862 18 17
fax 17 862 19 85
mobile phone: 602 341 502
www.interpetro.com.pl
e-mail: interpetro@interpetro.com.pl

FHU PROTECH

Tomasz Niedziela

ul. Klonowa 8
44-207 Rybnik
phone: 32 424 65 44
fax 32 424 65 44
mobile phone: 604 970 874
www.protech.rybnik.pl
e-mail: t.niedziela@wp.pl

ALTRAD-Mostostal Spółka z o.o.
ul. Starzyńskiego 1, 08-110 Siedlce
Phone: +48 25 644 72 84, fax +48 25 633 32 78
www.altrad-mostostal.pl, e-mail: handlowy@altrad-mostostal.pl
Phone: 801 ALTRAD (801 25 87 23)



