


Scaffolding



mobile



C A T A L O G U E



mobile



Scaffoldings

Mobile scaffoldings produced by ALTRAD-Mostostal are designed for different kinds of assembling and civil works both inside as well as outside of buildings – namely in places where possibility of fast and often displacement is the undoubtful advantage.

Owing to patented snap fasteners, the assembly, disassembly and reconstruction can be carried out without additional tools – fast and easy. High grade aluminium gives lightness and exceptional durability.

Castors of 200 mm diameter provide convenient handling. After positioning of the scaffolding in the required place, it is stopped with foot brakes.

In addition, the precise positioning of scaffolding is obtained by regulated footings which provide correct levelling.

Construction stability is assured by universal and extendable trolley beams and additionally by side supports. Aluminium frames have rung construction. Rung surfaces are finned thus providing safe and firm foot rest. Owing to this construction, the working height regulation is possible and can easily be adjusted at practically every 27.5 cm at the whole height.

The disassembled scaffoldings require the least room for storage or transportation.

The scaffoldings have received “B” safety certificate issued by Building Engineering and Underground Mining Mechanization Institute (Instytut Mechanizacji Budownictwa i Górnictwa Skalnego) in Warsaw.

Supporting frame: 2.00 x 1.50 m
 Weight: 13.25 kg
 Vertical supporting aluminium frame 1.50 m wide and 2.00 m high for attachment of platform and braces.
 Antislip rungs of finned surface provide safety and firm support while climbing.
 Rung spacing in frame: every 27.5 cm.
 Used in scaffoldings MP 800, MP 2000 types.



Supporting frame: 2.00 x 0.75 m
 Weight: 8.65 kg
 Vertical supporting aluminium frame 0.75 m wide and 2.00 m high for attachment of platform and braces.
 Antislip rungs of finned surface provide safety and firm support while climbing.
 Rung spacing in frame: every 27.5 cm.
 Used in scaffoldings MP 600, MP 1000 types.



Front frame: 1.10 x 1.50 m
 Weight: 7.76 kg
 Vertical supporting aluminium frame 1.50 m wide and 1.10 m high for attachment of platform and braces.
 Antislip rungs of finned surface provide safety and firm support while climbing.
 Rung spacing in frame: every 27.5 cm.
 Used in scaffoldings MP 800, MP 2000 types.



Front frame: 1.10 x 0.75 m
 Weight: 5.19 kg
 Vertical supporting frame 0.75 m wide and 1.10 m high for attachment of platform and braces.
 Antislip rungs of finned surface provide safety and firm support while climbing.
 Rung spacing in frame: every 27.5 cm.
 Used in scaffoldings MP 600, MP 1000 types.



MOBILE SCAFFOLDINGS

MP-104



Pass-by platform with flap: 2.85 x 0.61 m

Weight: 20.28 kg

Platform with flap made of aluminium frame lined with multi-ply water resistant plywood of antislip surface.

Provides free inter-storey communication.

Attached to frame rung with catch pawl.

Used in scaffoldings MP 1000, MP 2000 types.

MP-117



Pass-by platform with flap: 1.80 x 0.61 m

Weight: 14.17 kg

Platform with flap made of aluminium frame lined with multi-ply water resistant plywood of antislip surface.

Provides free inter-storey communication.

Attached to frame rung with catch pawl.

Used in scaffoldings MP Mini, MP 600, MP 800 types.

MP-115



Aluminium platform with plywood: 2.85 x 0.61 m

Weight: 18.31 kg

Aluminium plywood platform made of aluminium frame lined with multi-ply water resistant plywood of antislip surface.

Additional working platform. Attached to frame rung with catch pawl.

Used in scaffoldings MP 2000 type.

MP-129



Aluminium platform with plywood: 1.80 x 0.61 m

Weight: 12.22 kg


Aluminium plywood platform made of aluminium frame lined with multi-ply water resistant plywood of antislip surface.

Additional working platform. Attached to frame rung with catch pawl.

Used in scaffoldings MP 800 type.

Railing girder: 2.85 m
Weight: 8.06 kg
Used as the working post safety measure on the highest scaffolding storey.
Attached to frame rungs with catch pawls.

Used in scaffoldings MP 1000, MP 2000 types.



Double railing: 1.80 m
Weight: 4.61 kg
Ensures safety on the highest scaffolding level.
Stiffens the scaffolding structure.

Used in scaffoldings MP 600 and MP 800 types.



Longitudinal curb: 2.85 m
Weight: 6.68 kg
Wooden curb covered with phthalate paint.
Protects scaffolding on the longer side of the structure.

Used in scaffoldings MP 1000 and MP 2000 types.




Longitudinal curb: 1.80 m
Weight: 4.12 kg
Wooden curb covered with phthalate paint.
Protects scaffolding on the longer side of the structure.

Used in scaffoldings MP Mini, MP 600, MP 800 types.



MOBILE SCAFFOLDINGS


MP-124



Transverse curb: 1.50 m
Weight: 3.70 kg
Provides side protection of working platform.
Wooden covered with phthalate paint, with steel ferrules on the sides, which allow assembly without additional fastening.

Used in scaffoldings MP 800, MP 2000 types.

MP-111



Transverse curb: 0.75 m
Weight: 2.03 kg
Provides side protection of working platform.
Wooden covered with phthalate paint, with steel ferrules on the sides, which allow assembly without additional fastening.

Used in scaffoldings MP Mini, MP 600, MP 1000 types.

MP-107



Horizontal brace (rail): 2.85 m
Weight: 2.77 kg
Is used as the protective railing for inter-storey communication. Catch pawls on both ends grasp tightly the vertical ladder rungs.
Blue paint of catch pawls allows for unmistakable recognition of the element.

Used in scaffoldings MP 1000, MP 2000 types.

MP-135



Horizontal brace (rail): 1.80 m
Weight: 1.95 kg
Is used as the protective railing for inter-storey communication. Catch pawls on both ends grasp tightly the vertical ladder rungs.
Blue paint of catch pawls allows for unmistakable recognition of the element.

Used in scaffoldings MP Mini, MP 600, MP 800 types.

Angle vertical brace: 3.29 m

Weight: 3.12 kg

Angle vertical brace 3.29 m is used for vertical stiffening of the scaffolding. Fastened to the rungs of the opposite frames with catch pawls which are marked with red paint for easier recognition of the element.

Used in scaffoldings MP 1000, MP 2000 types.




Angle vertical brace: 2.44 m

Weight: 2.45 kg

Angle vertical brace 2.44 m is used for vertical stiffening of the scaffolding. Used in scaffoldings with 1.80 m long platforms. Mounted on rungs of the opposite frames with catch pawls which are marked with red paint for easier recognition of the element.

Used in scaffoldings MP Mini, MP 600, MP 800 types.



Angle horizontal brace: 2.95 m

Weight: 7.58 kg

Angle horizontal brace 2.95 m is used for horizontal stiffening of the scaffolding. It is used in scaffoldings with 2.85 m long platforms.

Used in scaffoldings MP 1000 type.



Angle horizontal brace: 1.95 m

Weight: 5.50 kg

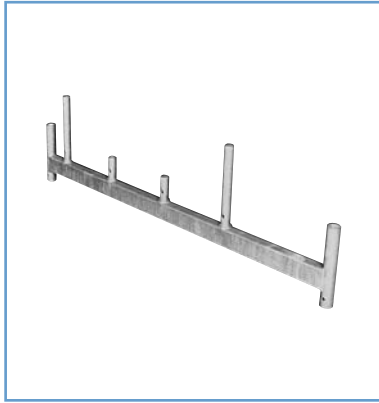
Angle horizontal brace 1.95 m is used for horizontal stiffening of the scaffolding. It is used in scaffoldings with 1.80 m long platforms. Mounted on the opposite frames with half-couplings.

Used in scaffoldings MP Mini, MP 600 types.



MOBILE SCAFFOLDINGS

MP-101



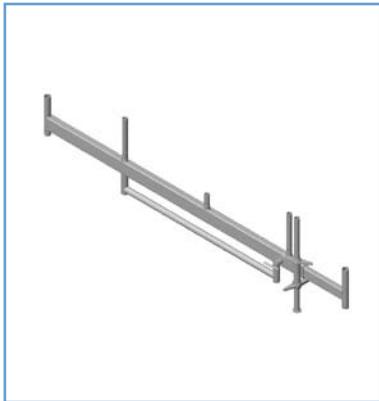
Trolley beam: 1.80 m

Weight: 16.40 kg

Equally distributes on ground wheels the load of whole construction of frames, platforms and braces.

Used in scaffoldings MP 600 and MP 1000 types.

MP-128



Expandable trolley beam: 2.44 m upto 3.31 m

Weight: 48.05 kg

Owing to a support locked on the certain height, the trolley beam's arms can be easily pulled at even when the scaffolding is assembled.

Extendable trolley beam enlarges scaffolding's stability in case of higher structures.

Used in scaffoldings MP 2000 type.

MP-131



Support: 1.50 m

Weight: 7.46 kg

Aluminium support with the reach of 1.50 m installed in scaffolding MP 800 type with couplings fastened to vertical frame 1.50 m wide. In case of higher structures ensures scaffolding stability.

Used in scaffolding MP 800 type.

MP-106



Stiffening coupler: 2.85 m

Weight: 12.18 kg

Mounted on opposite pins of regulated supports.

Rests on MP-101 trolley beam.

Used in scaffoldings MP 1000, MP 2000 types.

Stiffening coupler: 1.80 m
 Weight: 8.07 kg
 Mounted on opposite pins of regulated supports.
 Rests on MP-101 trolley beam.

Used in scaffoldings MP 600 type.



Base coupler: 2.85 m
 Weight: 7.36 kg
 Base coupler 2.85 m installed in scaffolding MP 2000
 on the lowest opposite frames of bottom platform
 0.75 m wide.

Used in scaffoldings MP 2000 type.



Base coupler: 1.80 m
 Weight: 5.13 kg
 Installed in scaffolding MP 600 and MP 800 types
 on the lowest opposite frames 0.75 m wide.

Used in scaffoldings MP 600, MP 800 types.



Foldable frame: Mini
 Weight: 23.21 kg
 Foldable double supporting frame with self-locking
 hinges. Finned rungs allows for step-regulation of
 platform and horizontal brace positioning in 27.5 cm
 intervals.

Used in scaffoldings MP Mini type.



MOBILE SCAFFOLDINGS

MP-114



Regulated footing with two nuts: 0.80 m

Weight: 6.09 kg

Used for levelling of base surface height differences.

Nuts protect against disengaging of stiffening coupler and trolley beam.

Used in scaffoldings MP 600, MP 1000, MP 2000 types.

MP-138



Regulated footing with nut and bolt: 0.80 m

Weight: 5.59 kg

Used in scaffoldings MP 800, MP 2000 types.

MP-137



Footing: 0.15 m

Weight: 0.45 kg

Foot sized 100 x 85 mm with pipe mandrel of 36 mm diameter.

Used for correct positioning of scaffolding which does not require height regulation.

Used in scaffoldings MP Mini type.

MP-108



Bottom platform frame: 0.70 m

Weight: 2.62 kg

Bottom platform frame is installed on vertical frame 1.50 m

wide for positioning of platform what gives easy access on the scaffolding even when at maximal scaffolding elevation on ground wheels.

Used in scaffoldings MP 800, MP 2000 types.

Spring cotter
 Weight: 0.07 kg
 Spring cotter when fitted in frame apertures
 protects against possible disengaging of vertical frames.

Used in scaffoldings MP Mini, MP 600, MP 800, MP 1000, MP 2000 types.



Ballasting weight
 Weight: 26 kg
 Used for ballasting of mobile scaffolding MP 1000, MP 2000 types.
 Easily and without tools mounted on protruding pins of regulated
 footing MP-114. The number of weights depends on working conditions
 and construction height.

Used in scaffoldings MP 600, MP 800, MP 1000, MP 2000 types.



Castor: 200 mm diameter
 Weight: 3.95 kg
 200 mm diameter castor used as the set with footing
 with two nuts MP-114 or MP-138.
 Useful load of one castor equals to 750 kg.
 The castor is equipped in foot brake.

Used in scaffoldings MP 600, MP 800, MP 1000, MP 2000 types.



Castor: 125 mm diameter
 Weight: 1.20 kg
 125 mm diameter castor used as the set with MP-137 footing.
 Useful load of one castor equals to 300 kg.
 The castor is equipped in foot brake.

Used in scaffoldings MP Mini type.



MOBILE SCAFFOLDINGS

MP Mini – Working platform 1.80 x 0.75 m



MP Mini – Working platform 1.80 x 0.75 m

Scaffolding parameters of MP Mini range
Working load 2.0 kN/sqm

Symbol	MP Mini 601	MP Mini 602	MP Mini 603
Working height [m]	2.90	3.88	5.53
Scaffolding height [m]	1.96	3.76	5.41
Platform height [m]	0.90	1.88	3.54
Weight (without ballast) [kg]	42.31	126.43	159.95

MP Mini scaffoldings

Good present for all those, for whom a ladder has become inadequate or inconvenient. This set allows for safe and enjoyable work upto 6 m of height (working height). Owing to original design of frame, the assembly of MP Mini takes you only a jiffy. Small dimensions and low weight enable the scaffolding to be transported in vans or estate cars.

**Set of elements used in mobile scaffoldings
of MP Mini range**

Symbol	Element name	MP Mini 601	MP Mini 602	MP Mini 603
MP-101	Trolley beam 1.80 m		2	2
MP-111	Transverse curb 0.75 m		2	2
MP-112	Spring cotter	4	12	16
MP-113	Angle vertical brace 2.44 m			2
MP-117	Pass-by platform with flap 1.80 x 0.61 m		1	1
MP-118	Angle horizontal brace 1.95 m		1	1
MP-119	Longitudinal curb 1.80 m		2	2
MP-121	Base coupler 1.80 m			1
MP-133	Foldable Mini frame	1	2	3
MP-135	Horizontal brace (railing) 1.80 m		4	4
MP-136	125 mm diameter castor	4	4	4
MP-137	Footing	4	4	4
MP-129	Aluminium platform with plywood 1.80 x 0.61 m	1		

MOBILE SCAFFOLDINGS

MP 600 – Working platform 1.80 x 0.75 m



MP 600 – Working platform 1.80 x 0.75 m

Scaffolding parameters of MP 600 range
Working load 2.0 kN/sqm

Symbol	MP 602	MP 603	MP 604	MP 605
Working height [m]	4.32	5.15	6.25	7.07
Scaffolding height [m]	3.66	4.49	5.59	6.41
Platform height [m]	2.32	3.15	4.25	5.07
Weight (without ballast) [kg]	160.49	171.31	218.66	229.48

Scaffoldings MP 600

Perfect solution for all those who do not need large sizes of working platforms (although dimensions of 1.80 x 0.75 m are not negligible!). Unusual simplicity of the construction, modern design solutions and small weight of several elements allow the single person to set the scaffolding within few minutes! Owing to small MP 600 dimensions the whole set can be easily loaded on pick-up or truck.

Set of elements used in mobile scaffoldings of MP 600 range

Symbol	Element name	MP 602	MP 603	MP 604	MP 605
MP-101	Trolley beam 1.80 m	2	2	2	2
MP-102	Supporting frame 2.00 x 0.75 m	2	4	4	6
MP-103	Front frame 1.10 x 0.75 m	2		2	
MP-117	Pass-by platform with flap 1.80 x 0.61 m	1	1	2	2
MP-119	Longitudinal curb 1.80 m	2	2	4	4
MP-111	Transverse curb 0.75 m	2	2	4	4
MP-120	Double railing 1.80 m	2	2	4	4
MP-139	Stiffening coupler 1.80 m	1	1	1	1
MP-135	Horizontal brace (rail) 1.80 m		2		2
MP-118	Angle horizontal brace 1.95 m	1	1	1	1
MP-113	Angle vertical brace 2.44 m	2	2	4	4
MP-121	Base coupling 1.80 m	1	1	1	1
MP-114	Regulated footing with two nuts	4	4	4	4
MP-116	200 mm diameter castor	4	4	4	4
MP-112	Spring cotter	8	8	12	12

MOBILE SCAFFOLDINGS

MP 800 – Working platform 1.80 x 1.50 m



MP 800 – Working platform 1.80 x 1.50 m

Scaffolding parameters of MP 800 range
Working load 2.0 kN/sqm

Symbol	MP 802	MP 803	MP 804	MP 805	MP 806	MP 807
Working height [m]	4.17	5.00	6.10	6.92	8.02	8.85
Scaffolding height [m]	3.51	4.61	5.43	6.53	7.36	8.46
Platform height [m]	2.17	3.00	4.10	4.92	6.02	6.85
Weight (without ballast) [kg]	159.20	174.08	242.13	286.85	307.55	322.43

Symbol	MP 808	MP 809	MP 810	MP 811	MP 812
Working height [m]	9.95	10.77	11.87	12.70	13.80
Scaffolding height [m]	9.28	10.38	11.21	12.31	13.13
Platform height [m]	7.95	8.77	9.87	10.70	11.80
Weight (without ballast) [kg]	389.06	403.94	424.64	439.52	506.15

Scaffoldings MP 800

Aluminium scaffolding MP 800 with platform sized 1.80 x 1.50 m is equipped with supports which stabilize the whole structure. This scaffolding is durable, light and easy in transportation.

Set of elements used in mobile scaffolding of MP 800 range

Symbol	Element name	MP 802	MP 803	MP 804	MP 805	MP 806	MP 807	MP 808	MP 809	MP 810	MP 811	MP 812
MP-108	Bottom platform frame 0.70 m	2	2	2	2	2	2	2	2	2	2	2
MP-112	Spring cotter	4	4	8	8	12	12	16	16	20	20	24
MP-113	Angle vertical brace 2.44 m	2	2	4	4	6	6	8	8	10	10	12
MP-116	200 mm diameter castor	4	4	4	4	4	4	4	4	4	4	4
MP-117	Pass-by platform with flap 1.80 x 0.61 m	1	1	2	2	2	2	3	3	3	3	4
MP-119	Longitudinal curb 1.80 m	2	2	4	4	4	4	6	6	6	6	8
MP-120	Double railing 1.80 m	2	2	4	4	4	4	4	4	4	4	4
MP-121	Base coupler 1.80 m	1	1	1	1	1	1	1	1	1	1	1
MP-124	Transverse curb 1.50 m	2	2	4	4	4	4	6	6	6	6	8
MP-126	Supporting frame 2.00 x 1.50 m	2	4	4	6	6	8	8	10	10	12	12
MP-127	Front frame 1.10 x 1.50 m	2		2		2		2		2		2
MP-129	Aluminium platform with plywood 1.80 x 0.61 m	2	2	3	3	3	3	4	4	4	4	5
MP-131	Support 1.50 m				4	4	4	4	4	4	4	4
MP-135	Horizontal brace (rail) 1.80 m		2		2	2	4	6	8	8	10	12
MP-138	Regulated footing with nut and bolt	4	4	4	4	4	4	4	4	4	4	4

MOBILE SCAFFOLDINGS

MP 1000 – Working platform 2.85 x 0.75 m



MP 1000 – Working platform 2.85 x 0.75 m

Scaffolding parameters of MP 1000 range
Working load 2.0 kN/sqm

Symbol	MP 1002	MP 1003	MP 1004	MP 1005	MP 1006	MP 1007
Working height [m]	4.32	5.15	6.25	7.07	8.17	9.00
Scaffolding height [m]	3.67	4.49	5.59	6.42	7.52	8.34
Platform height [m]	2.32	3.15	4.25	5.07	6.17	7.00
Weight (without ballast) [kg]	198.74	211.20	271.34	283.80	300.70	313.16

Symbol	MP 1008	MP 1009	MP 1010	MP 1011	MP 1012
Working height [m]	10.10	10.92	12.02	12.85	13.95
Scaffolding height [m]	9.44	10.27	11.37	12.19	13.29
Platform height [m]	8.10	8.92	10.02	10.85	11.95
Weight (without ballast) [kg]	373.30	385.76	402.66	415.12	475.26

Scaffoldings MP 1000

The MP 1000 range enjoys the highest interest of our clients. This is the scaffolding of very wide scope of applications and is successfully used in many branches of building engineering and industry. The advantages of this product consist in simplicity of construction, easy assembling and both – low weight and price. The above table shows the scopes of scaffolding heights, platform heights and working heights. The dimensions shown illustrate large flexibility in construction possibilities, easily adaptable to particular needs. Fastness of scaffolding assembly and disassembly always depends on method of connections employed. Therefore, automatic clamps which we have employed allow for very efficient and fast assembling and disassembling of the scaffolding.

Set of elements used in mobile scaffolding of MP 1000 range

Symbol	Element name	MP 1002	MP 1003	MP 1004	MP 1005	MP 1006	MP 1007	MP 1008	MP 1009	MP 1010	MP 1011	MP 1012
MP-101	Trolley beam 1.80 m	2	2	2	2	2	2	2	2	2	2	2
MP-106	Stiffening coupler 2.85 m	2	2	2	2	2	2	2	2	2	2	2
MP-102	Supporting frame 2.00 x 0.75 m	2	4	4	6	6	8	8	10	10	12	12
MP-103	Front frame 1.10 x 0.75 m	2		2		2		2		2		2
MP-104	Pass-by platform with flap 2.85 x 0.61 m	1	1	2	2	2	2	3	3	3	3	4
MP-110	Longitudinal curb 2.85 m	2	2	4	4	4	4	6	6	6	6	8
MP-111	Transverse curb 0.75 m	2	2	4	4	4	4	6	6	6	6	8
MP-105	Railing girder 2.85 m	2	2	2	2	2	2	2	2	2	2	2
MP-107	Horizontal brace (rail) 2.85 m	2	4	6	8	8	10	12	14	14	16	18
MP-122	Angle horizontal brace 2.95 m	1	1	1	1	1	1	1	1	1	1	1
MP-109	Angle vertical brace 3.29 m	2	2	4	4	6	6	8	8	10	10	12
MP-114	Regulated footing with two nuts 0.80 m	4	4	4	4	4	4	4	4	4	4	4
MP-116	200 mm diameter castor	4	4	4	4	4	4	4	4	4	4	4
MP-112	Spring cotter	8	8	12	12	16	16	20	20	24	24	28

MOBILE SCAFFOLDINGS

MP 2000 – Working platform 2.85 x 1.50 m



MP 2000 – Working platform 2.85 x 1.50 m
Scaffolding parameters of MP 2000 range – without trolley beam

Working load 2.0 kN/sqm

Symbol	MP 2002	MP 2003	MP 2004	MP 2005
Working height [m]	4.17	5.00	6.10	6.92
Scaffolding height [m]	3.51	4.34	5.44	6.26
Platform height [m]	2.17	3.00	4.10	4.92
Weight (without ballast) [kg]	193.08	204.06	296.53	313.05

Scaffoldings MP 2000

Modern, mobile, aluminium scaffolding MP 2000 will satisfy even the most demanding client. The dimensions of 1.50 x 2.85 m assure convenient working conditions at high levels and provide comfort and safety. MP 2000 perfectly complements facade scaffoldings. Owing to working height of 12.85 m, possibility of platform installation every one metre and the ground wheels, the very fast and safe access to working field is achieved. Typical elements used in whole family of mobile scaffoldings allows for development of already possessed scaffolding ranges.

Set of elements used in mobile scaffolding of MP 2000 range – without trolley beam

Symbol	Element name	MP 2002	MP 2003	MP 2004	MP 2005
MP-126	Supporting frame 2.00 x 1.50 m	2	4	4	6
MP-127	Front frame 1.10 x 1.50 m	2		2	
MP-104	Pass-by platform with flap 2.85 x 0.61 m	1	1	2	2
MP-115	Aluminium platform with plywood 2.85 x 0.61 m	2	2	3	3
MP-110	Longitudinal curb 2.85 m	2	2	4	4
MP-124	Transverse curb 1.50 m	2	2	4	4
MP-105	Railing girder 2.85 m	2	2	2	2
MP-107	Horizontal brace (rail) 2.85 m			4	6
MP-109	Angle vertical brace 3.29 m	2	2	4	4
MP-125	Base coupler 2.85 m	1	1	1	1
MP-108	Bottom platform frame 0.70 m	2	2	2	2
MP-138	Regulated footing with nut and bolt	4	4	4	4
MP-116	200 mm diameter castor	4	4	4	4
MP-112	Spring cotter	4	4	8	8

MOBILE SCAFFOLDINGS

MP 2000 – Working platform 2.85 x 1.50 m

Scaffolding parameters of MP 2000 range – with trolley beam
Working load 2.0 kN/sqm

Symbol	MP 2003	MP 2004	MP 2005	MP 2006
Working height [m]	5.15	6.25	7.08	8.17
Scaffolding height [m]	4.49	5.60	6.42	7.52
Platform height [m]	3.15	4.25	5.08	6.17
Weight (without ballast) [kg]	314.20	406.67	423.19	445.23

Symbol	MP 2007	MP 2008	MP 2009	MP 2010	MP 2011
Working height [m]	9.00	10.10	10.93	12.02	12.85
Scaffolding height [m]	8.34	9.45	10.27	11.37	12.19
Platform height [m]	7.00	8.10	8.93	10.02	10.85
Weight (without ballast) [kg]	461.75	548.68	565.20	587.24	603.76

Set of elements used in mobile scaffolding of MP 2000 range – with trolley beam

Symbol	Element name	MP 2003	MP 2004	MP 2005	MP 2006	MP 2007	MP 2008	MP 2009	MP 2010	MP 2011
MP-128	Expandable trolley beam	2	2	2	2	2	2	2	2	2
MP-106	Stiffening coupler 2.85 m	2	2	2	2	2	2	2	2	2
MP-126	Supporting frame 2.00 x 1.50 m	4	4	6	6	8	8	10	10	12
MP-127	Front frame 1.10 x 1.50 m		2		2		2		2	
MP-104	Pass-by platform with flap 2.85 x 0.61 m	1	2	2	2	2	3	3	3	3
MP-115	Aluminium platform with plywood 2.85 x 0.61 m	2	3	3	3	3	4	4	4	4
MP-110	Longitudinal curb 2.85 m	2	4	4	4	4	6	6	6	6
MP-124	Transverse curb 1.50 m	2	4	4	4	4	6	6	6	6
MP-105	Railing girder 2.85 m	2	2	2	2	2	2	2	2	2
MP-107	Horizontal brace (rail) 2.85 m		4	6	6	8	10	12	12	14
MP-109	Angle vertical brace 3.29 m	2	4	4	6	6	8	8	10	10
MP-114	Regulated footing with two nuts	4	4	4	4	4	4	4	4	4
MP-116	200 mm diameter castor	4	4	4	4	4	4	4	4	4
MP-112	Spring cotter	8	12	12	16	16	20	20	24	24



Altrad-Mostostal Spółka z o.o.
08-110 Siedlce, Poland
ul. Starzyńskiego 1
tel. +48 25 644 72 84
fax +48 25 644 62 62
www.altrad-mostostal.pl
e-mail: handlowy@altrad-mostostal.pl

Composes to shape –
shapes to compose...

