







# Scaffolding

**BAUMANN** Mostostal Sp. z o.o.

## module Rotax



C A T A L O G U E



# Scaffoldings

rotax

ROTAX type scaffoldings are the modern spatial structures which supersede so far used pipe scaffoldings. The role of rotary couplings is taken over here by special plates with apertures that are welded to vertical pipes of stands in distances of 0.5 m, on circumference of which the transom wedges are hung. There are profiled bits with wedge on both sides of the transom. The said wedge closes by jamming on the aperture in the plate disc.

Even eight transoms or braces can be connected with single ring with apertures. Universal wedge-transom system incorporated in every connection of stands, transoms and braces gives the final shape of the scaffolding. Transom supporting plate creates the nodal point with eight apertures: four narrow and four wider ones.

Maintaining the scaffolding network dimensions is obtained owing to narrow apertures in connecting disc of plate which match exactly transoms and set right angles. Wider apertures on the other hand allows for control of almost every angle. This is particularly important while setting round scaffolding on towers, boilers and tanks.

System versatility ensures problem-free construction of complicated scaffolding designs.

Spatial scaffoldings in comparison to wall scaffoldings represent larger dimensions and more scaffolding fields, also in transverse direction.

Modular and flexible way of construction is considered as the distinctive feature of this scaffolding type. Owing to large number of different fields: 1.57; 2.07; 2.57; 3.07 m there is the possibility of optimal matching of module scaffolding to the surface forms of objects featured with complicated shapes and making full use of possessed potential when compared to another types of scaffolding.

Rotax system perfectly complies with requirements concerning industrial scaffoldings. Any industrial object with numerous installations, pipelines etc. can be perfectly scaffolded with this system.

Scaffolding elements are made of hot-dip zinc coated steel.



*Dear Sirs,*

*The basic aim of BAUMANN-MOSTOSTAL Sp. z o.o. (Co. Ltd) established in 1996 of MOSTOSTAL Siedlce S.A. and BAUMANN BAUTECHNIK GmbH, dealing with scaffolding joint venture is to provide the client with safe, functional, designed and produced at the highest possible level product. Therefore we have decided to enlarge substantially our offer, so as the user of our scaffoldings could obtain much better possibilities of efficient, convenient and industrial safety regulations abiding acting.*

*We wish to introduce you new on our market, but for many years known in Western Europe, ROTAX modular scaffolding system, which renders solving of most of problems. Owing to this system you will be able to scaffold facades of any buildings, industrial constructions, bridges, indoor spaces of buildings, halls and sacral objects.*

*We are at your disposal and have pleasure to offer you our consulting services in scope of scaffolding set selection, its assembly and use.*


*We wish BAUMANN-MOSTOSTAL Co. Ltd were your best and reliable partner.*

*Yours faithfully*

*Miroslaw Zwolinski*

# ROTAX MODULE SCAFFOLDINGS

## Stand

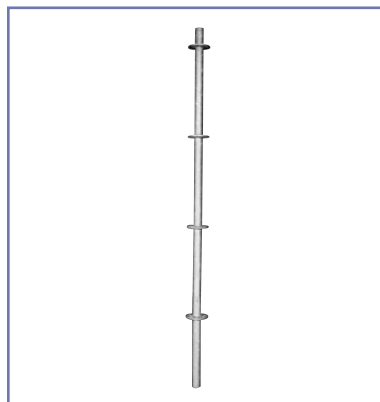


Stand is the main bearing element of scaffolding. It is made of pipe of 48.3 mm diameter. Every 50 cm on the whole stand length plates with apertures are installed for connection of (8 pcs of link coupling max.) horizontal transoms 3718xx or vertical and horizontal braces. Four smaller apertures are used for installation of horizontal transoms at right angle, while bigger apertures – for connection of vertical or horizontal braces.

According to horizontal transoms number and orientation and density of vertical braces the stand sustains loads of 35-45 kN at 2 m storey height.

Article	Length (m)	Width (m)	Weight (kg)
E371405	0.55	-	3.02
E371410	1.00	-	5.50
E371415	1.50	-	7.80
E371420	2.00	-	9.90
E371425	2.50	-	12.20
E371430	3.00	-	14.50
E371435	3.50	-	18.90
E371440	4.00	-	21.10

## Stand without pin coupler



Used for finishing of platform construction.

Article	Length (m)	Width (m)	Weight (kg)
E371505	0.55	-	2.31
E371510	1.00	-	4.60
E371515	1.50	-	6.87
E371520	2.00	-	8.58
E371525	2.50	-	10.84
E371530	3.00	-	13.73
E371540	4.00	-	18.42

## Primary element



Primary element with plate having apertures for fastening horizontal transoms E3718xx. The element is installed on threaded spindle of footing for levelling purposes of the lowest scaffolding storey and is used for vertical stands E3714xx positioning. It also serves as the scaffolding expanding element.

Article	Length (m)	Width (m)	Weight (kg)
E371300	0.23	-	1.50

## Horizontal steel transom



Horizontal transoms for different field length made of pipe of 48.3 mm diameter. Transoms constitute stiffening elements of scaffolding construction and protective railings and in case of platform wooden balks they serve as the supporting elements. Specially profiled bits with incorporated wedges are installed at both transom ends. The wedge is hammered on the plate aperture disc.

Article	Length (m)	Width (m)	Weight (kg)
E371807	0.73	-	3.16
E371810	1.09	-	4.37
E371815	1.57	-	6.16
E371820	2.07	-	7.86
E371825	2.57	-	9.66
E371830	3.07	-	11.47

## Reinforced steel transom

Article	Length (m)	Width (m)	Weight (kg)
E372210	1.09	-	5.77

Round section steel transom used for withstanding larger loads.



## Transverse U-transom

Article	Length (m)	Width (m)	Weight (kg)
E372407	0.73	-	2.97

This is the bearing element for installation of platforms in U-profile of the transom.



## Reinforced transverse U-transom

Article	Length (m)	Width (m)	Weight (kg)
E372410	1.09	-	5.87


This is the U-profile with additional reinforcement for carrying additional loads of platforms hung on it.



## Double U-transom

Article	Length (m)	Width (m)	Weight (kg)
E373515	1.57	-	8.60
E373520	2.07	-	11.79
E373525	2.57	-	13.85
E373530	3.07	-	17.29

Transom with U-profile adequately reinforced for positioning of platforms at larger stands spacing. Used in platform construction.



# ROTAX MODULE SCAFFOLDINGS

## Platform steel protection



Element protecting platform against slipping off the U-transom.

Article	Length (m)	Width (m)	Weight (kg)
E374503	0.36	-	0.6
E374507	0.73	-	1.3
E374510	1.09	-	1.9
E374515	1.57	-	5.3
E374520	2.07	-	7.3
E374525	2.57	-	8.8
E374530	3.07	-	11.7

## Special U-transom



Hung between platforms with special wedge clamps. Used for complicated structure installation.

Article	Length (m)	Width (m)	Weight (kg)
E372507	0.64	-	4.8
E372510	0.96	-	7.6

## Overlay transom



Installed on round section transoms. Gives additional support in case of platforms made of wooden planks.

Article	Length (m)	Width (m)	Weight (kg)
E372607	0.73	-	3.7
E372610	1.09	-	5.0

## Wooden curb



Hung on special grips between vertical pipe of the stand and wedge of U-transom. Installed at the platform level protects against slipping of worker's foot and falling down of materials and tools from the platform.

Article	Length (m)	Width (m)	Weight (kg)
E375107	0.73	0.15	2.45
E375110	1.09	0.15	3.30
E375115	1.57	0.15	4.50
E375120	2.07	0.15	5.70
E375125	2.57	0.15	6.90
E375130	3.07	0.15	8.10

## Vertical brace

Article	Length (m)	Width (m)	Weight (kg)
E373107	2.12	-	6.80
E373110	2.25	-	7.13
E373115	2.49	-	7.78
E373120	2.81	-	8.60
E373125	3.18	-	9.35
E373130	3.58	-	11.52
E373215	1.80	-	6.95
E373220	2.09	-	8.20
E373225	2.64	-	9.57
E373230	3.18	-	11.03

Vertical brace with pivoting bits on both ends with incorporated wedge to be locked on plate disc of the stand. Designed for different lengths of scaffolding field. Used in complicated structures.

- for field 0.73 x 2.00
- for field 1.09 x 2.00
- for field 1.57 x 2.00
- for field 2.57 x 2.00
- for field 3.07 x 2.00
- for field 1.57 x 1.00
- for field 2.07 x 1.00
- for field 2.57 x 1.00
- for field 3.07 x 1.00




## Horizontal brace

Article	Length (m)	Width (m)	Weight (kg)
E373320	2.21	-	6.1
E373325	2.69	-	8.9
E373330	3.15	-	9.8
E373425	2.57	-	6.7
E373430	3.06	-	7.7

Used for horizontal stiffening of scaffolding in fields without platforms and in case of wooden planks used for platform construction.

- for field 2.07 x 1.09
- for field 2.57 x 1.09
- for field 3.07 x 1.09
- for field 2.57 x 0.73
- for field 3.07 x 0.73



## Steel platform

Article	Length (m)	Width (m)	Weight (kg)
e491307	0.73	0.32	6.50
e491310	1.09	0.32	8.90
e491315	1.57	0.32	11.90
e491320	2.07	0.32	15.20
e491325	2.57	0.32	18.60
e491330	3.07	0.32	21.75


Perforated antislip surface, finished with holders for assembling with frame U-profile. Platforms used as working posts, carrying loads of personnel, tools and materials necessary for performing the work. Indispensable multi-purpose platform for scaffolding having frame width of 0.73 m (two platforms 0.32 m each) or 1.09 m (three platforms 0.32 m each) as well as widening platform fastened to the bracket. Nominal load according to length upto 5 kN/sqm.



## Intermediate steel platform

Article	Length (m)	Width (m)	Weight (kg)
e491215	1.57	0.16	7.90
e491220	2.07	0.16	10.67
e491225	2.57	0.16	13.10
e491230	3.07	0.16	15.20

Fills the scaffolding space between working platform and the platform placed on steel bracket. Nominal load according to length upto 5 kN/sqm.



# ROTAX MODULE SCAFFOLDINGS

## Steel platform with cross-bar



Perforated steel platform with ergonomic cross-bars used as the additional assembling holder. Particularly useful at frequent scaffolding displacement.

Article	Length (m)	Width (m)	Weight (kg)
e491415	1.57	0.32	12.67
e491420	2.07	0.32	15.97
e491425	2.57	0.32	19.37
e491430	3.07	0.32	22.52

## Steel platform with cross-bar and hooks for pipe



Perforated, with antislip surface with hooks provided for hanging on horizontal transoms. With two ergonomic cross-bars used as the additional assembling holders.

Article	Length (m)	Width (m)	Weight (kg)
E495507	0.73	0.32	7.10
E495510	1.09	0.32	10.20
E495515	1.57	0.32	12.10
E495520	2.07	0.32	15.50
E495525	2.57	0.32	18.80
E495530	3.07	0.32	23.00

## Wooden platform



Alternative to steel platform. Finished with zinc plated steel ferrules for hanging in U-profile. Made of impregnated wood.

Article	Length (m)	Width (m)	Weight (kg)
E492915	1.57	0.32	10.2
E492920	2.07	0.32	13.4
E492925	2.57	0.32	16.6
E492930	3.07	0.32	18.20

## Grid platform



Made on a basis of Mostostal type gride platforms. For fastening on pipes of 48.3 mm diameter.

Article	Length (m)	Width (m)	Weight (kg)
BM 732-311	0.73	0.32	12.4
BM 1088-311	1.09	0.32	12.6
BM 1572-311	1.57	0.32	16.3
BM 2072-311	2.07	0.32	21.9
BM 2572-311	2.57	0.32	26.3
BM 3072-311	3.07	0.32	31.3



## Aluminium platform with plywood

Article	Length (m)	Width (m)	Weight (kg)
e491115	1.57	0.61	13.99
e491120	2.07	0.61	17.28
e491125	2.57	0.61	18.20
e491130	3.07	0.61	22.30

Aluminium-plywood platform with water-resistant plywood of rough surface. Finished with three holders on each side for hanging on the frame U-profile, thus assuring optimal safety level for the user. Platform width corresponds with complete working platforms for 0.73 m wide frames. Aluminium platform of 0.61 m width supersedes two steel platforms 0.32 m wide maintaining allowable load upto 2 kN/sqm and lowering total weight of platforms by 50 per cent.



## Aluminium pass-by platform

Article	Length (m)	Width (m)	Weight (kg)
e492325	2.57	0.61	28.20
e492330	3.07	0.61	28.68

Underslung platform ladders ensure easy horizontal traffic along scaffolding levels. Load-bearing structure and integrated ladder made of aluminium. Filled with water-resistant plywood of antislip surface. Used for in-scaffolding traffic.



## Spares for aluminium platform with flap

Article	Length (m)	Width (m)	Weight (kg)
e492601	2.45	0.4	5.20
e492602	-	-	-
e492603	-	-	-


Aluminium ladder for aluminium platform with flap (Art. No e4923xx) as the spare part. Spring with clamping elements. Ladder fastening bolt connecting the ladder with platform aluminium frame.



## Aluminium-pass-by platform with flag without ladder

Article	Length (m)	Width (m)	Weight (kg)
e492520	2.07	0.61	17.50
e492525	2.57	0.61	23.31
e492530	3.07	0.61	26.24

Platform with pass-by aluminium flap. Remaining platform surface filled with antislip plywood. Used as the set with inter-storey ladder Art. No e492601.



# ROTAX MODULE SCAFFOLDINGS


## Steel pass-by platform



Perforated with antislip surface and holders for hanging on frame U-profile. Pass-by flap made of aluminium bulb plate. Used as the set with ladder Art. No e511600.

Article	Length (m)	Width (m)	Weight (kg)
e492425	2.57	0.64	38.50

## Inter-storey steel ladder



Ladder with rungs made of antislip, perforated sheet. Used as the set with platforms Art. No e492425, e4925xx.

Article	Length (m)	Width (m)	Weight (kg)
e511600	2.15	0.4	10.80

## Standard steel footing



Foot sized 150 x 150 mm with pipe stem of 36 mm diameter used for correct positioning of the scaffolding which requires no levelling.

Article	Length (m)	Width (m)	Weight (kg)
e511200	0.15	-	1.0

## Regulated steel footing



Footings of different heights used for levelling the ground slips. Foot dimension 150 x 150 mm with threaded pipe plunger, nut and socket for steel frame pipe. Hammered thread protects against screwing out of the nut (there must be at least 15 cm of threaded plunger in the frame) and its loss. Footing height 40 cm, max. screwing out length – 25 cm; footing height 60 cm, max. screwing out length – 45 cm; footing height 80 cm, max. screwing out length – 65 cm. Footing permissible loading equals to 3 t and depends on height of nut undoing.

Article	Length (m)	Width (m)	Weight (kg)
e511204	0.40	-	3.05
e511206	0.60	-	3.80
e511208	0.80	-	4.70
e511313	1.13	-	6.70

## Tilt regulated steel footing

Article	Length (m)	Width (m)	Weight (kg)
e511408	0.80	-	6.80

With threaded pipe plunger, nut and clamp on pipe of 48.3 mm diameter. Tilt mounted on foot of 150 x 150 mm. Used for frame positioning on sloped surfaces.



## Threaded head

Article	Length (m)	Width (m)	Weight (kg)
E642200	-	-	6.20

For elements of Rotax scaffolding which are used as supporting structures for ceiling boarding. Creates the supporting point for wooden girders of Bmxxx ceiling boarding.



## Steel bracket

Article	Length (m)	Width (m)	Weight (kg)
E374103	-	0.36	3.72
E374107	-	0.73	7.00

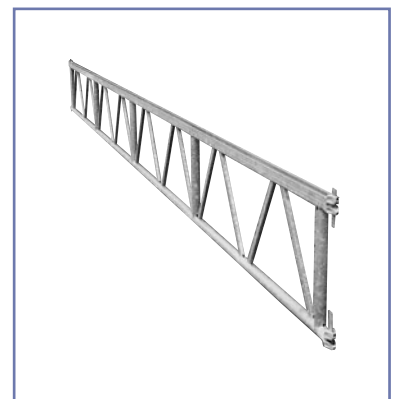
Easily installed with wedge coupling to the stand. Allows for widening of scaffolding by 0.36 m and 0.73 m. Permissible bracket load: 0.36 m – 3 kN/sqm; 0.73 m – 1 kN/sqm.



## Steel girder with U-profile

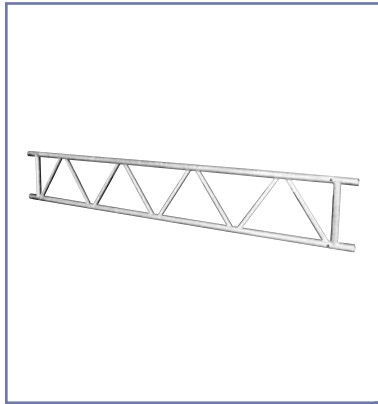
Article	Length (m)	Width (m)	Weight (kg)
E376751	5.14	0.50	49.5
E376761	6.14	0.50	61.4

Lattice steel girder with additional U-profile allowing in-series installation of platforms between girders. Used for platform construction.



# ROTAX MODULE SCAFFOLDINGS

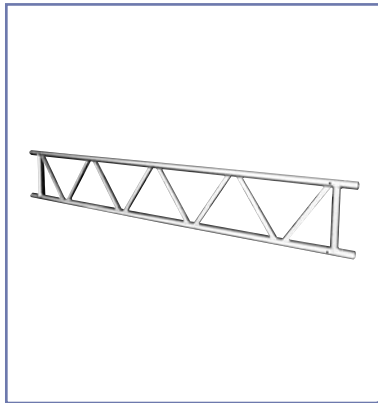
## Lattice steel girder



Used for construction of gates (drive-ways beneath scaffoldings), span beams over building construction elements and different kinds of platforms. The girder is connected with vertical frame with four normal couplings. It is made of pipes of 48.3 x 3.2 mm diameter.

Article	Length (m)	Width (m)	Weight (kg)
e503330	3.00	0.45	29.30
e503340	4.00	0.45	39.91
e503360	6.00	0.45	57.58
e503230	3.24	0.55	36.75
e503240	4.24	0.55	46.00
e503250	5.24	0.55	55.30
e503260	6.24	0.55	64.60

## Lattice aluminium girder



Alternative to lattice steel girder. Represents lower load resistance. Its easier assembling and disassembling is advantageous.

Article	Length (m)	Width (m)	Weight (kg)
e501230	3.00	0.45	12.70
e501240	4.00	0.45	17.20
e501250	5.00	0.45	22.30
e501260	6.00	0.45	25.20
e501330	3.24	0.55	14.92
e501340	4.24	0.55	18.73
e501350	5.24	0.55	22.52
e501360	6.24	0.55	26.33

## Girder coupling link with fasteners



Used for connection of lattice girders of different length, giving the span beams of 6 upto 12 m.

Article	Length (m)	Width (m)	Weight (kg)
e502000	0.44	-	2.14

## Platform aluminium cross-beam



U-profile for 2, 3, 4, 5, 6 platforms 0.32 m wide and corresponding girder length of 3 m, 4 m, 5 m, 6 m. Fixing to the top belt of girder by the coupling. Used for platforms building of different dimensions.

Article	Length (m)	Width (m)	Weight (kg)
e501006	0.64	-	2.25
e501009	0.96	-	2.78
e501012	1.28	-	3.90
e501016	1.60	-	4.45
e501019	1.92	-	5.50
e501039	3.00	-	7.93
e501049	4.00	-	9.61
e501059	5.00	-	10.84
e501069	6.00	-	12.00

## Aluminium gang-board

Article	Length (m)	Width (m)	Weight (kg)
B491052	5.20	0.59	42.18
B491061	6.15	0.59	45.85
B491071	7.10	0.59	56.31

Multi-purpose, light aluminium gang-board used as a traffic way at construction site. Can be used for inspection and under-ceiling platforms.



## Rail clamp

Article	Length (m)	Width (m)	Weight (kg)
B491002	-	-	0.54

The clamp with aluminium railing post and 48.3 mm diameter pipe is used for making safety railings along aluminium gang-boards.



## Clamp for aluminium gang-board

Article	Length (m)	Width (m)	Weight (kg)
B491003	-	-	1.10

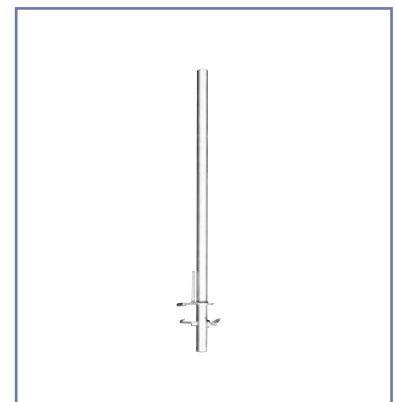
Used for fastening of neighbouring gang-boards in order to widen the platform or traffic lines.



## Aluminium post for railing

Article	Length (m)	Width (m)	Weight (kg)
B491001	-	-	2.66

Aluminium post for railing together with rail clamp and 48.3 mm diameter pipe is used for mounting the safety railings.



# ROTAX MODULE SCAFFOLDINGS

## Pipe coupler



Pipe coupler of 48.3 mm diameter to be fixed on the top girder in order to change the dimension of field length.

Article	Length (m)	Width (m)	Weight (kg)
E581701	-	-	1.62

## Pipe coupler for girder with U-profile



Pipe coupler with U-profile to be fixed on girder in order to change the dimension of field length.

Article	Length (m)	Width (m)	Weight (kg)
E376700	-	-	1.80

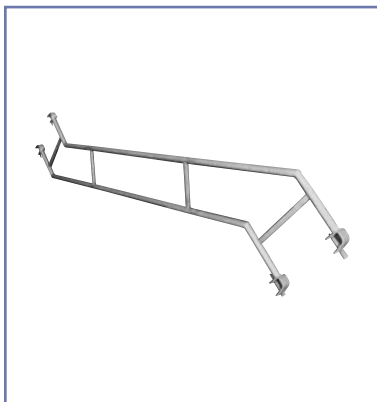
## Aluminium stairs



For convenient scaffolding access and material transportation.

Article	Length (m)	Width (m)	Weight (kg)
e286225	2.57	0.64	25.29
e286230	3.07	0.64	30.60

## Rotax stairs external railing



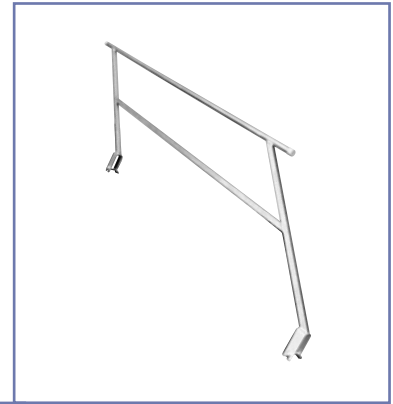
External railing protecting stairway. Allows for material transportation and carrying tools with both hands. Installed on railing holder Art. No e374800.

Article	Length (m)	Width (m)	Weight (kg)
E374925	2.57	-	18.80
E374930	3.07	-	22.46

## Stairs internal railing

Article	Length (m)	Width (m)	Weight (kg)
e286300	-	-	12.42

For safe climbing up and down the scaffolding stair.



## Stairs primary U-transom

Article	Length (m)	Width (m)	Weight (kg)
e286207	0.73	-	3.78

Element for staircase construction.



## Railing grip

Article	Length (m)	Width (m)	Weight (kg)
E374800	-	-	0.70


Used for external railing fastening of aluminium stairs in Rotax system.



## Universal steel pipe

Article	Length (m)	Width (m)	Weight (kg)
e450552	2.00	0.048	7.12
e450553	3.00	0.048	11.07
e450554	4.00	0.048	18.00
e450556	6.00	0.048	27.00

Pipe of 48.3 x 3.2 mm diameter. Multi-purpose element used in atypical structures and different lengths of fields.



# ROTAX MODULE SCAFFOLDINGS

## Universal aluminium pipe



Alternative to steel pipe Art. No e4505xx.

Article	Length (m)	Width (m)	Weight (kg)
B450563	3.00	0.048	4.50
B450564	4.00	0.048	6.00
B450566	6.00	0.048	9.00

## Normal coupling



Fixed in the field of stiffening sheet with anchor coupling and is used for anchoring of scaffolding to the object. With flange nuts, used for connection of two pipes of 48 mm diameter at angle of 90 degrees. Permissible load of normal coupling amounts to 9 kN.

Article	Length (m)	Width (m)	Weight (kg)
e581119	-	-	0.89

## Rotary coupling



Supplied with flange nuts is used for connection of two 48 mm diameter pipes at any angle. Permissible load of rotary coupling amounts to 5 kN.

Article	Length (m)	Width (m)	Weight (kg)
e581319	-	-	1.23

## In-line coupling



Used for coaxial, in-line connection of two pipes of 48 mm diameter. The in-line coupling must be made with aligning pin fixed in the contact point of two pipes. Permissible load of in-line coupling equals to 6 kN.

Article	Length (m)	Width (m)	Weight (kg)
e581419	-	-	1.50



## Anchor coupling

Article	Length (m)	Width (m)	Weight (kg)
e284610	-	-	0.97



Used for scaffolding anchoring via universal pipes of 48 mm diameter and normal couplings. Used instead of anchor fastener.

## Wedge coupling

Article	Length (m)	Width (m)	Weight (kg)
E373901	-	-	1.29
E373001	-	-	1.34



Used for connecting pipe of 48.3 mm diameter with supporting plate of stand. normal rotary

## Anchor coupling with hook

Article	Length (m)	Width (m)	Weight (kg)
e286606	0.65	-	2.30



Pipe of 48 mm diameter provided with hook and sheet to be fit under the frame U-profile. It is fixed in the stiffening sheet cuttings with one normal coupling and regulates the distance between the wall and the scaffolding carrying the external load from the scaffolding onto the building.

## Distance anchor coupling with hook


Article	Length (m)	Width (m)	Weight (kg)
e286504	0.45	-	1.89
e286513	1.30	-	5.10
e286515	1.55	-	5.79



Long anchor coupling links 1.30 m and 1.55 m long fastened with two normal couplings to both stands of vertical frames. Short anchor coupling link 0.45 m long fastened with normal coupling to one frame stand next to the wall.

# ROTAX MODULE SCAFFOLDINGS

## Protective cotter pin



Protects against self-disengaging of vertical frames. To be fitted through the opening in top frame sleeve and the opening in bottom frame pivot (pivot joint).

Article	Length (m)	Width (m)	Weight (kg)
e511100	-	-	0.10

## Plastic strut pin



Pin of 14 mm diameter made of plastic for fastening of eye screw Art. No e5110xx.

Article	Length (m)	Width (m)	Weight (kg)
e511907	-	-	0.03

## Anchor eye screw



Used for anchoring of scaffolding to the wall. Used as the set with plastic strut pin Art. No e511907.

Article	Length (m)	Width (m)	Weight (kg)
e511012	0.12	-	0.20
e511019	0.19	-	0.30
e511023	0.23	-	0.40

## Hole plug



Used for blanking holes that remain after anchor screw removal.

Article	Length (m)	Width (m)	Weight (kg)
e511800	-	-	-

## Hammer head bolt

Article	Length (m)	Width (m)	Weight (kg)
e581301	-	-	0.08

Used with flange nut Art. No e581302.



## Flanged nut

Article	Length (m)	Width (m)	Weight (kg)
e581302	-	-	0.04

SW 19. Composition part of all types of couplings and vertical braces. Used as the set with hammer head bolt.



## Modul pallet

Article	Length (m)	Width (m)	Weight (kg)
e822800	1.28	0.88	40.00

Ideal for economical storage and transportation of scaffolding elements. Adopted for transportation by fork lift trucks or cranes.



## Modul basket


Article	Length (m)	Width (m)	Weight (kg)
e822900	1.80	0.68	34.00

As the set with Modul pallet. For storage of scaffolding small elements (couplings, footings, anchor coupling links, brackets etc.).



# ROTAX MODULE SCAFFOLDINGS

## Transport beam



Used for installation of movable scaffoldings on front scaffolding elements. Exclusively used with Art. No 571175 and MP-116.

Article	Length (m)	Width (m)	Weight (kg)
e571173	-	2.0	26.06

## Footing with two nuts



For compensation of ground level differences. Used as the set with Art. No e571173.

Article	Length (m)	Width (m)	Weight (kg)
e571175	-	-	3.73

## Castor



Used as the set with Art. No e571175. Useful load of one castor equals to 750 kg. Castor is equipped with blocking.

Article	Length (m)	Width (m)	Weight (kg)
MP-116	-	-	4.75

## Scaffolding net screen



Protecting net screen reinforced with black yarn. Holes situated every 10 cm on whole length for fastening purposes. Weight (G.S.M.) – about 65 g/sqm. Wind transmittance – 50-55 per cent.

Article	Length (m)	Width (m)	Weight (kg)
e732025	10	2.57	-
	20	2.57	-
e732030	10	3.07	-
	20	3.07	-

## Scaffolding canvas cover

Article	Length (m)	Width (m)	Weight (kg)
e733725	10	2.6	-
	20	2.6	-
e733730	10	3.1	-
	20	3.1	-


Both sides laminated (polyethylene-fabric 12x12 TEX). Weight (G.S.M.) – about 180 g/sqm.



## Reinforced scaffolding canvas cover

Article	Length (m)	Width (m)	Weight (kg)
e733825	1.00	2.70	6.40
e733830	2.00	3.20	8.20

Canvas cover made of reinforced polyethylene, provides protection in all atmospheric conditions. Provided with additional reinforcing belts. Highly resistant against flames and sparks. Weight (G.S.M.) – 280 g/sqm.



## Mini 60S electric hoisting winches

Article	Length (m)	Width (m)	Weight (kg)
e552606 with rope of 51 m	-	-	45.00
	-	-	51.00
e552612 with rope of 51 m	-	-	60.00
	-	-	66.00
e552615 with rope of 51 m	-	-	60.00
	-	-	66.00

Hoisting capacity 60 kg. Two hoisting speeds 23/69 m/min. Power – 0.25/0.75 kW. Power supply – 230V/50Hz

Hoisting capacity 120 kg. Two hoisting speeds: 20/60 m/min. Power – 0.45/1.35 kW. Power supply – 230V/50Hz

Hoisting capacity 150 kg. Two hoisting speeds: 15/45 m/min. Power – 0.45/1.35 kW. Power supply – 230V/50Hz



## Maxi 120S electric hoisting winches

Article	Length (m)	Width (m)	Weight (kg)
e552700	-	-	20.00
e552701	-	-	0.50
e552714	-	-	2.30
e552702	-	-	0.10
e552705	-	-	4.00
e552721	-	-	8.00
e552755	-	-	13.00
e552711	-	-	4.00
e552703	-	-	6.80

Rotary jib

Hook

Fixture for 5 hooks

5 mm diameter rope, 35 cm long for hanging several hooks

Hanger for four buckets

Supply cable 30 m

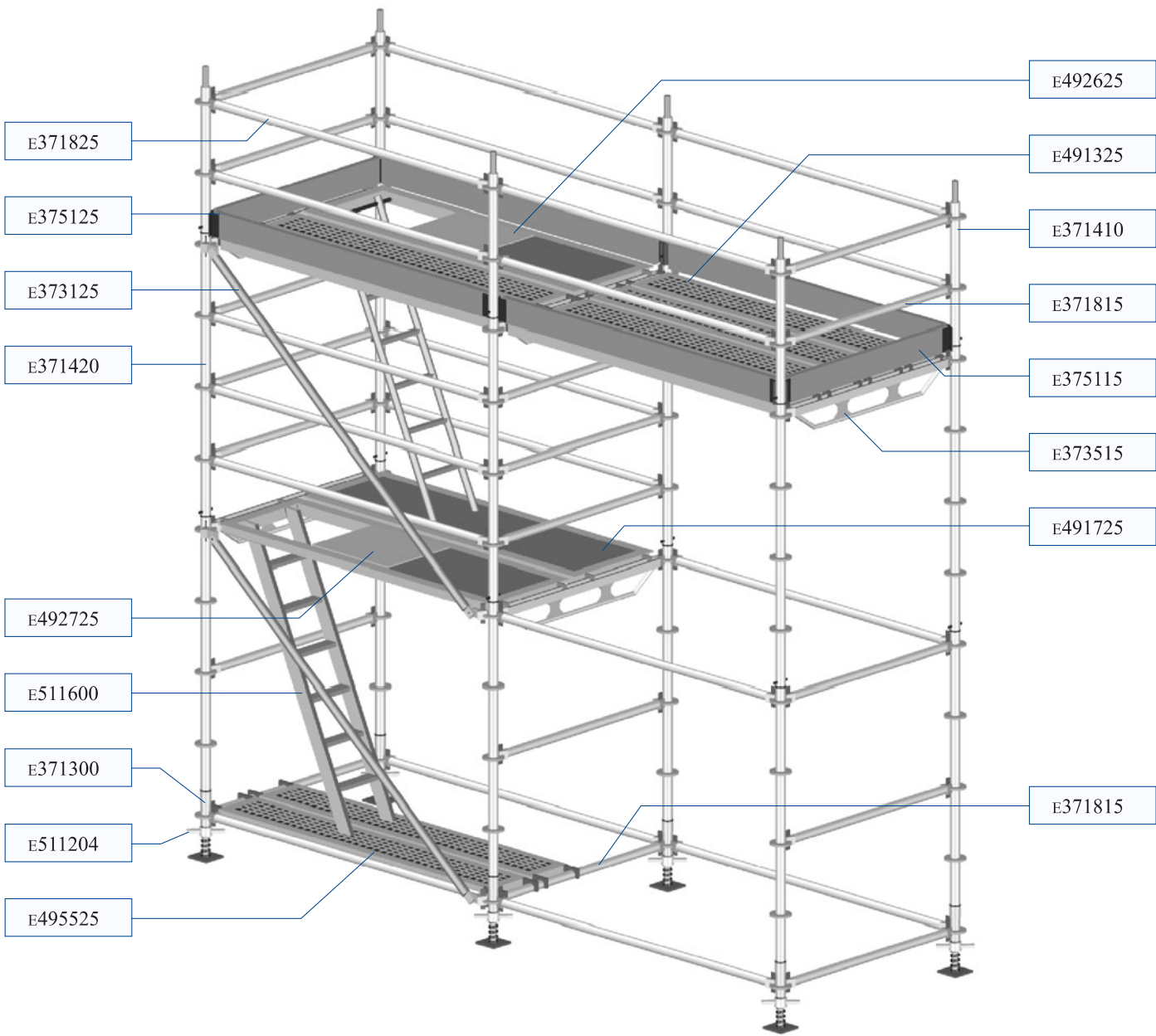
Supply cable 50 m

Rope 51 m

Rope 81 m



# ROTAX MODULE SCAFFOLDINGS





**BAUMANN-MOSTOSTAL** Sp.z o.o.  
08-110 Siedlce, Poland  
ul. Starzyńskiego 1  
tel. +48 (25) 644 72 84  
fax +48 (25) 644 62 62  
tel. kom. 0-602 499 437  
[www.baumann-mostostal.siedlce.com](http://www.baumann-mostostal.siedlce.com)  
e-mail: [rusztowania@baumann-mostostal.siedlce.com](mailto:rusztowania@baumann-mostostal.siedlce.com)

**BAUMANN Mostostal** Sp.z o.o.



We reserve the right to make alterations in the interests of technical progress.  
Date: VI.2002 r.

# Composes to shape – shapes to compose...

